




Helping You Regain Independence



Scan here to join our mailing list and get exclusive product information and updates!

Contents



1 AROUND THE HOUSE

- Reachers, Door Entry
- Stools, Writing, Reading, Cleaning Aids
- Smoking Aids, Leisure, Magnifiers,
- Medication Aids, Safety Alarms, Seating Solutions
- Fall Management



15 AROUND THE KITCHEN

- Lap Trays, Anti-Slip, Openers, Turners
- Place Mats, Kitchen Helpers, Scissors, Knives
- Cutting Boards, Mealtime Protectors
- Cutlery, Foam, Bumpers, Plates
- Cups & Mugs, Straws



34 BEDROOM

- Pillows, Fleece Slippers, Ventopedic
- Cushions, Wedges, Bed Tables
- Bed Ladders, Fall Safety Management, Bed Safety, Blanket Supports
- Stocking Aids, Footwear Aids, Clothing Aids



48 BATHROOM

- Washing Accessories, Tub Safety
- Bath Cushions, Grooming Aids, Hygiene Chairs, Washing Accessories,
- Shower Heads, Grab Bars, Safety Rails
- Commodes, Bathroom Accessories, Toilet Aids



66 TRANSFER AIDS

- EZ Turn, Transfer Discs, Transfer Devices
- Transfer Belts, Transfer Boards,
- Glide Sheets



72 MOBILITY

- Walker, Rollator Accessories
- Crutches, Canes, & Accessories
- Wheelchair trays, Outerwear, Pouches, Cushions, Belts



88 FITNESS THERAPY

- Weights, Pulleys, Hand Exercisers
- Petal Exerciser, Massagers
- Slings, Hot & Cold Packs



Made in Canada:

Signifies a product that is proudly manufactured in Canada.



Product of Parsons ADL:

Proudly a Parsons product.

PS-000000

New Product Numbers:

Introducing our NEW product numbers as indicated by blue digits

eg. OLD - 16H157A PS-16H157A - NEW



Bisphenol A:

is a harmful substance used in the production of certain plastics and epoxy resins. The Government of Canada has declared it a toxic substance. Products marked by this symbol indicate that they are Bisphenol A free.



Latex Content:

Addressing any concerns about latex exposure, this will mark those products that contain latex.

Around the House

Extend your grasp with our Reachers

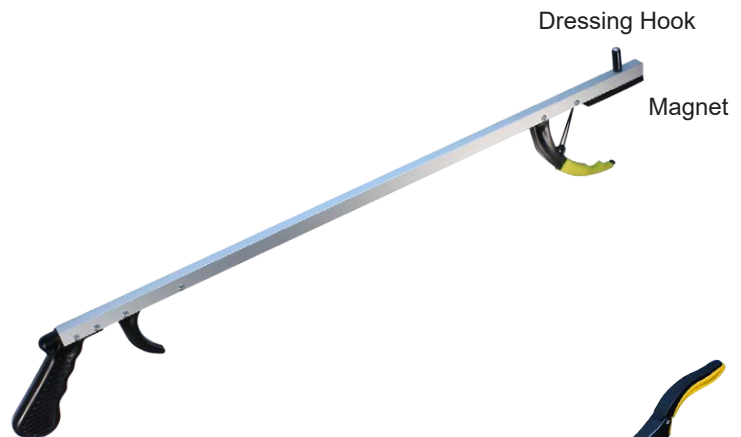


PARSONS ECONO REACHER

Our base model reacher. Solid lightweight aluminum construction and a string mechanism makes this model affordable and easy to use. Perfect for everyday tasks, the Parsons Econo Reacher helps you grab items from hard-to-reach places without straining. Whether you need to pick up dropped objects, reach high shelves, or avoid bending down, this budget-friendly tool gets the job done.

[PS-16H060](#) Econo 26", 4.9oz

[PS-16H062](#) Econo 32", 6.0oz



PARSONS HORSESHOE REACHER

Our most versatile reacher, perfect for everyday tasks. The Parsons Horseshoe Reacher features a sturdy yet lightweight design, with an optional folding mechanism for easy storage and travel. Whether at home or on the go, this model provides the perfect balance of portability and strength. Plus, an added magnet helps you easily pick up small metal objects for extra convenience.

[PS-16H080](#) Horseshoe 26", 5.7oz

[PS-16H081](#) Horseshoe 32", 7.0oz

[PS-16H082](#) Horseshoe 40", 8.8oz

[PS-16H085](#) Horseshoe Folding 26", 6.3oz

[PS-16H086](#) Horseshoe Folding 32", 7.8oz



PARSONS T-REX REACHER 🛠️

Designed for those with reduced mobility, the Parsons T-Rex Reacher requires less grip strength to operate than other models. It comes with a dressing hook and a magnet for added functionality and versatility. Its ergonomic design features a shorter squeeze mechanism, making it perfect for individuals with smaller hands. Lightweight yet sturdy, this reacher offers ease of use and improved independence for everyday tasks. Available in single and dual grip based on preference.

PS-16H090 T-Rex with Single Grip 26", 6.4oz

PS-16H091 T-Rex with Single Grip 32", 7.9oz

PS-16H095 T-Rex with Dual Grip 26", 5.9oz

PS-16H096 T-Rex with Dual Grip 32", 7.3oz



PARSONS CUP REACHER 🛠️

Built for both indoor and outdoor use, the Parsons Cup Reacher offers strength, reliability, and convenience. Its durable design ensures a secure grip on objects, while the optional locking mechanism allows for a firm hold without requiring continuous pressure—ideal for those with limited grip strength. Whether you're picking up household items, grabbing debris outdoors, or reaching for hard-to-access objects, this reacher is designed for ease of use and lasting performance.

PS-16H070 Cup 26", 6.7oz

PS-16H071 Cup 32", 8.3oz

PS-16H072 Cup 40", 10.3oz

PS-16H075 Cup Locking 32", 8.5oz



EXPANDABLE DOOR HINGE 🇨🇦

Add two inches to most doorways allowing access for wheelchairs and walkers. Installs easily. Uses the same screws and holes already in your door frame.

16H157A [PS-16H157A](#)



LARGE HANDLE KEY TURNER 🇨🇦

People with limited hand dexterity or arthritis can manipulate keys easily. This 5" (13cm) handle allows users to grasp the holder with their full hand and provides added leverage for turning keys. Holds up to 3 keys with a hole 3/16" (4.5mm) in diameter or larger.


16H148-2 [PS-16H1482BL](#) Blue
[PS-16H1482RD](#) Red



FINGER GRIP KEY TURNER 🇨🇦

This kit provides large plastic finger loops and the necessary screws to assemble handles on two keys. For those with limited manual dexterity or finger strength. 2 pair per pkg. NOW EXPANDABLE TO 3/8" TO ACCOMMODATE MOST AUTO KEYS!


16H148 [PS-16H148](#)



LIGHT SWITCH EXTENDER 🇨🇦

An extension handle for your light switch. A great device for children, wheelchair users, persons with tremors or a weak grasp. 14" (36cm) long, this handle lowers a regular height light switch to a more convenient height. A rubber cap fits over the light switch knob.

16H165 [PS-16H165](#)



 LATEX

T-PULL DOOR CLOSER 🇨🇦

The T-Pull Door Closer is a great device for people in wheelchairs as well as anyone using crutches. With the Door Closer, closing doors becomes a simple task. Made of sturdy black ABS plastic. Measures 7.75 inches (19.7 cm) in overall length. Tucks away when not in use.

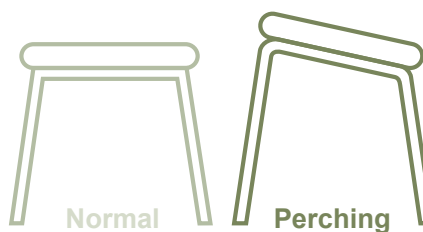
16H159 [PS-16H159](#)



Perching Stools

Why use a Perching Stool?

Perching stools have seats that are sloped forward reducing the effort required to sit down and stand up.



PERCHING STOOL, BASIC

This perching stool features a powder coated steel frame, padded seat, and slip resistant rubber feet. Height is adjustable from 21"-27". The stool's tilt eases hip strain when standing, while the angled seat supports the user during tasks like food prep. Base measures 16" wide x 22" (40.6 x 56 cm) deep, seat measures 14" wide x 11" (35.5 x 28 cm) deep. Requires assembly. Weight capacity: 250 lbs. (114kg).

20H025 [PS-20H025](#)

PERCHING STOOL, DELUXE

Similar to 20H025 with the added features of a padded backrest, size 6" x 12" (15 x 30cm) and chrome plated arm rests. 20" (51cm) between arm rests. Assembly required.

20H026 [PS-20H026](#)

One Step Stool

ONE STEP STOOL WITH HANDRAIL

Features a chrome-plated base measuring 12" wide x 16" long x 9" high (30 x 40 x 23cm); the stool is covered in a non-slip matting for confident use. The chrome plated steel handrail is 33" (82cm) tall to assist with balance. Weighs 6 lbs. (2.7kg). Requires assembly. Weight capacity: 350 lbs. (158kg).

16K055A [PS-16K055A](#)



Type, Turn, Write, Talk 🍁

TYPING AID 🍁

Our hand clip attached to a soft rubber key depressor. Useful for keyboards, calculators, telephones, etc. Clip may be re-bent to suit hand.

16H142 [PS-16H142](#)



PAGE TURNER 🍁

Our hand clip with a long curved light aluminum bar tipped with a rubber end to easily flip pages, even heavy paper.

16H146 [PS-16H146](#)



BEAN BAG LAP DESK 🍁

12" x 16" (30 x 41cm) light grey plastic top with a cloth bag filled with styrofoam pellets. Useful for many applications such as writing, eating, hobby jobs, food preparation while seated, etc. The bean bag provides a form fitting and comfortable support for the surface on your lap. Removable bean bag for easier cleaning.

16H155 [PS-16H155](#)



ARTHRITIC'S PHONE HOLDER 🍁

An epoxy coated metal hand clip which fastens to a phone or drinking glass with a hook & loop strap. It can be re-bent to suit hand size. Also very useful for putting a handle on a salt shaker, a glass, bottles, etc. The hook & loop is left extra long for adaptations.

16H140 [PS-16H140](#)



Phone not included.




Cleaning Aids

A LONG HANDLE TOILET BRUSH WITH CUP 🇨🇦

Reduce bending and kneeling when cleaning the toilet. Long clear acrylic handle adds greater stiffness and is easier to clean. The 3" (7cm) diameter bristle head easily fits into every curve of the toilet bowl. Overall length 26" (66cm).

16B117 [PS-16B117](#)



B HANDY SCRUB 🇨🇦

Longer than most handles on the market. Reduces bending and straining while cleaning bathtubs, whirlpools, tiles, etc. Nylon net head works with cleanser to clean around contours and into corners. Net head will not scratch acrylic, fiberglass or plastic surfaces. Easy drying, no washing required, just rinse and shake dry. 48" (122cm) shaft allows easy reaching to high or low areas. Lightweight, only 300 grams.

16B119 [PS-16B119](#)



TELESCOPIC HANDY SCRUB 🇨🇦

Similar to above but with a telescopic handle adjusting from 34" to 60" (86cm to 152cm).

16B118 [PS-16B118](#)

REPLACEMENT HEAD 🇨🇦

16B118HEAD [PS-16B118HEAD](#)




C EXTRA LONG HANDLE SPONGE 🇨🇦

Take the stretch and bend out of household cleaning with this extra long handled sponge. The sponge is mounted on a stiff yet lightweight white aluminum shaft. 30" (76cm) long.

16B125 [PS-16B125](#)

D EXTENDABLE MICROFIBER DUSTER 🇨🇦

This vibrant high-reach cleaning duster is specifically crafted for efficient, safe, and affordable cleaning. The durable pole is lightweight and easy to maneuver, allowing you to reach corners and ceilings without the need for a step stool, reducing the risk of falls. The telescoping handle extends from 10 to 29 inches (25.4 to 73.7 cm) in length and is available in a range of colors.

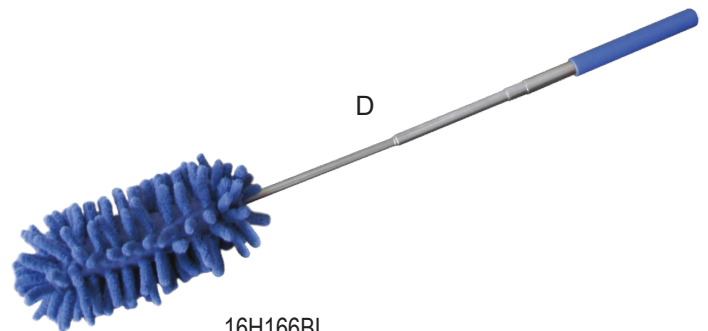


16H166GN
[PS-16H166GN](#)

16H166OR
[PS-16H166OR](#)

16H166PK
[PS-16H166PK](#)

16H166YE
[PS-16H166YE](#)



16H166BL
[PS-16H166BL](#)



Smoking Aids

BEDSIDE ASHTRAY, WITH REMOTE TUBE 🇨🇦

This bedside ashtray is similar to the remote ashtray except with a weighted anti-slip base for use on a bedside table or beside your favourite TV chair. Tube length: 36" (91cm).

16C036-1 [PS-16C0361](#)



REPLACEMENT TUBES 🇨🇦

Inside dia. of tubes is 3/16" (0.5cm), outside dia. is 5/16" (0.8cm). Fits items 16C036 and 16C036-1.

16C037 [PS-16C037](#)

CLIP-ON REMOTE SMOKER ASHTRAY 🇨🇦

The ultimate in wheelchair smoking safety. The cigarette is always held over the ashtray and the smoker uses the tube with mouth piece to smoke. Even if the smoker falls asleep the cigarette is always in the ashtray. Tube length 36" (91cm).

16C036 [PS-16C036](#)



SMOKER'S BIB, FIRE-RETARDANT 🇨🇦

This smoker's bib is made of a soft cloth that is fire-retardant. The cloth is inherently flame resistant ensuring a high level of protection against fire risks. It does not melt or form molten droplets. It is colour fast and machine washable. Size 24" x 36" (61 x 91cm). Nomex material blended with 25% viscose; especially made for its high fire resistance. Finished with white trim. Attaches with tie strings.

16L201A [PS-16L201A](#)



Leisure

LOW VISION PLAYING CARDS

These poker-sized playing cards are specially designed for individuals with vision impairments, featuring large 1-5/8" numbers and letters. Each suit is color-coded – green, black, red, and blue – for easy and immediate recognition. The smooth, plastic-coated finish ensures effortless handling and long-lasting durability.

16L403A [PS-16L403A](#)



CARD HOLDER, WOODEN 🇨🇦

This varnished hardwood playing card holder provides a sturdy and stylish way to organize and hold cards during games, keeping them accessible and neat. Measures 10" (25cm) long, with No-Slip rubber feet. Does not include cards.

16L014 [PS-16L014](#)



Magnifiers

FULL PAGE MAGNIFIER

A large pliable sheet magnifier. Enlarge a whole page of print at once! Ideal for anyone with minor vision problems. Lens size is 6½" x 9" (16.5 x 23cm). 2x magnification.

16H030 [PS-16H030](#)



WALLET SIZE MAGNIFIER

Made of a flexible plastic, this magnifier is the size of a credit card and fits in your wallet so you will always have a magnifier when you need one. 2x magnification.

16H028 [PS-16H028](#)



ROUND READING GLASS

3" (7.6cm) round reading glass with plastic handle. 2x magnification, 4x bifocal area.


16H031 [PS-16H031](#)



RECTANGULAR READING GLASS

A 2" x 4" (5 x 10cm) 2x magnifier and a 4x bifocal area. This magnifier has a folding handle, and comes with a travel case.

16H032 [PS-16H032](#)



SOLARSHIELD SUNGLASSES, WITH CASE

For both men and women, these sunglasses fit over regular eyeglasses and block 100% of UVA and UVB sun rays. They provide 40% more protection than regular sunglasses with extra wide side bars and top bar. Designed for the protection of seniors who often need additional sun protection because of: sensitivity to sunlight, dry eyes, allergies that create eye irritation and post-cataract surgery. Case included.

16M050 [PS-16M050](#)



Medication Aids

EYE DROP GUIDE 🇨🇦

Holds the eye open and directs the drops, allowing for accurate eye drop installation! Clips into place over most eye drop bottles and positions the bottle at the correct angle over the eye. Special cup prevents blinking by keeping the lower eyelid open. Unique pinhole directs eyesight upward and away from the descending drops.

16M002A [PS-16M002A](#)



7 DAY AM/PM PILL REMINDER

This push-button pillbox offers easy access to your medications twice a day with transparent lids for quick identification.

16M012 [PS-16M012](#)



PILL BOX, JUMBO

This 7 day pill box is perfect for those who need large capacity. Each compartment holds 65 ASA size pills.

Braille on lids. L x W x H:

9" x 1 3/4" x 1" (23 x 4.4 x 2.5cm).

16M008 [PS-16M008](#)



DELUXE PILL CUT AND CRUSH 🇨🇦

This handy device is four tools in one: a serrated crushing surface to effortlessly crush pills, a stainless steel blade to provide a clean pill cut, four compartments for pill storage and a small drinking cup. Overall height is 3 1/4" (8cm).

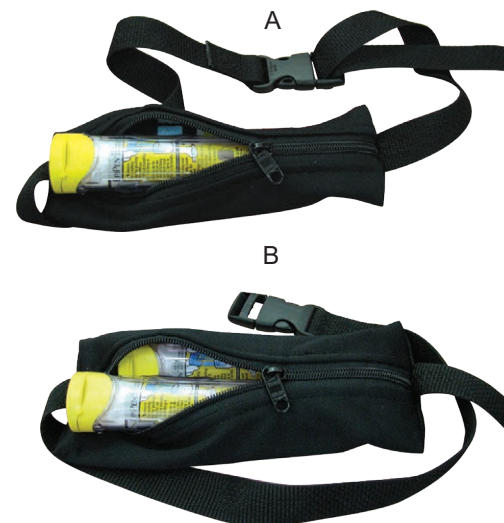
16M016A [PS-16M016A](#)



PARSONS EPINEPHRINE PEN POUCH & BELT 🇨🇦 🇨🇦

These pouches are water resistant and can safely hold your EpiPens in order to protect them against water, dust, dirt and sand. Features a zipper closure and an adjustable strap which can be worn around the waist or across the shoulders. Made of polyester, cotton & vinyl blend for durability. The 1" (2.5cm) webbing strap has a plastic side-release buckle and extends to a total length of 47 inches (119 cm). Black only.

- A 16M061-1 [PS-16M0611](#) Single: 8" x 2 1/2" (20 x 6cm) Holds one pen
 B 16M061 [PS-16M061](#) Double: 8" x 3 1/2" (20 x 9cm) Holds two pens



EASY SWALLOW CUP 🇨🇦

This Easy Swallow Cup is designed for your natural swallowing reflex to help you swallow medications or vitamins stress free. Simply pour liquid into cup, place medication into spout and drink naturally. Dishwasher safe, (top rack only). Height is 4" (10cm).

16M045A [PS-16M045A](#)



Personal Safety Alarms & Fall Management

A SEAT BELT ALARM

Easy to use belt alerts staff the moment the buckle is undone. Convenient on/off switch, low battery light, and flashing light to help locate the patient. The belt has grommets to secure bolts for attaching to the chair. Mounting bracket included for the alarm. Uses one 9V battery (included). Six month warranty excluding battery.

16M108A [PS-16M108A](#)



B PADDED SEAT BELT WITH ALARM

Similar to above. Additional foam pads in these belts provide extra comfort and protection.

16M108-1 [PS-16M1081](#)



A



B



EARLY WARNING SEAT BELT ALARM

This belt system provides staff with an extra margin of safety for those more active wheelchair patients. The alarm sounds when the hook and loop is released to the blue area on the belt. At that point there is still approximately 12" (30cm) of hook and loop remaining for safety and to allow staff additional time to attend to the patient.

16M109A [PS-16M109A](#)



PADDED EARLY WARNING SEAT BELT WITH ALARM

Similar to above. Additional foam pads provide extra comfort and protection for the wearer.

16M109-1 [PS-16M1091](#)



Personal Safety Alarms & Fall Management

MAGNETIC PULL-CORD ALARM

The magnetic pull switch of this versatile patient monitor releases from any direction. The unit includes a mounting holster that may be secured to a headboard or use its hook & loop fastener for wheelchair mounting. Cord adjusts from 28" to 58" (71 to 147cm). Two alarm levels (85dB and 95dB), on/off switch, battery check button, 2 AAA batteries included.

16M101A [PS-16M101A](#)

MAGNETIC PULL-CORD SWITCH

Replacement magnetic pull cord for 16M101A Magnetic Alarm.

16M101-1 [PS-16M1011](#)



FREEDOM ALERT

Freedom Alert has similar features to the Guardian Alert except that it allows you to call family and friends, as well as 911. It is the world's first programmable two-way voice pendant communicator with no monthly fees. System includes base unit, pendant, belt clip, wrist strap, lanyard, AC adapter, phone cord and four rechargeable AA batteries.

- 16M114A [PS-16M114A](#) Freedom Alert System
- 16M114-1 [PS-16M1141](#) Freedom Alert Pendant Only
- 16M114-5 [PS-16M1145](#) Freedom Alert Pendant Batteries (pack of 2)
- 16M114-6 [PS-16M1146](#) Freedom Alert Base Batteries (pack of 4)



GUARDIAN ALERT 911™ PERSONAL EMERGENCY RESPONSE SYSTEM


The Guardian Alert 911™ requires no monthly subscription or service fees. It works just like a cordless phone on any standard phone line with 911 service and tone dialing. Talk directly through your Pendant to a 911 Emergency Operator at the push of a button. Complete coverage in and around your home (range: 600 ft. (183m) line of sight). Installs in minutes: no tools required. No charging necessary: replaceable AAA alkaline battery (included). Operating frequency: 900 MHz. Not compatible with digital phone service.

16M112A [PS-16M112A](#)



TR2 TAMPER RESISTANT (SENSOR PAD ALARMS)

Effectively monitors unwanted patient exits from bed or chair. As soon as any weight is applied to the sensor pad, the alarm unit "beeps" to indicate activation. When the alarm is triggered, the unit sounds and a flashing red light helps you locate the patient. The large sensor pads stay securely under the patient, while allowing them to shift positions and not worry about setting off the alarm. Pads can be placed near the back of the chair or under the patient's shoulder area for more sensitivity to and early warning of patient wandering. No maximum weight limit. The sensor pads are designed for the demands of long term use.



ALARM UNIT

- A Includes universal mounting clip and four AA batteries. For use with either chair or bed sensor
16M120A [PS-16M120A](#)

CHAIR SENSOR PAD

- B 10" x 15" (25 x 38cm). Cord length: approx. 32" (81cm). Minimum weight limit: 80 lbs. (31kg).
16M104A [PS-16M104A](#)

6 MONTH THIN BED SENSOR PAD

- C 11" x 30" (28 x 76cm). Cord length: approx. 68" (173cm). Minimum weight limit: 100 lbs. (45kg).
16M105A [PS-16M105A](#)

BED SENSOR PAD ALARM SYSTEM

- D Includes 16M120A (alarm unit, universal mounting clip, four AA batteries) and 16M105A bed sensor pad.
16M107A [PS-16M107A](#)

Components available separately.
Complete bed system available as item 16M107A ([PS-16M107A](#)).
Create a complete chair system by ordering items 16M120A and 16M104A ([PS-16M120A](#) and [PS-16M104A](#)).

CORDLESS PIR ALARM

An alternative to sensor pads, this PIR (Passive Infrared) alarm system provides simple, safe and dependable motion detection to help manage patient care and fall prevention. It has a thin, curtain-like motion detector beam, which only monitors a narrow area beside the bed. When the beam is interrupted, the sensor detects motion and triggers the alarm. Cordless system eliminates potential tripping hazard or accidental wire pulls. Maximum detection distance of 24' (7.3m). Alarm loudness of 80dB. 9 volt battery included.

16M102A [PS-16M102A](#)



Swivels for
precise alignment



Seating Solutions

UPLIFT PREMIUM POWER LIFTING SEAT


Poly-foam • Poly-cover

Provides 100% electric lift for those who struggle to get up from a seated position. Works on most armchairs or sofas and with patented Levelift Technology, users enjoy a safe, gentle lift with no forward dumping. The three layer cushion with memory foam core maximizes comfort while helping prevent pressure sores. Truly portable with two ergonomic carry handles and lightweight construction. Black waterproof cover.

16H014A [PS-16H014A](#)



UpLift Electric Power Lifting Seat will lift 100% of a user's weight up to 300 LBS. (136kg)



UPLIFT SEAT ASSIST

Self-powered • Memory-foam • Waterproof cover

The hydro-pneumatic lifting mechanism of the Seat Assist engages as soon as the sit-to-stand motion is initiated by the user. Non-slip material on the base prevents shifting on seating surfaces. Built-in carry handle. Because it uses no electricity, the Seat Assist is perfect for restaurants, theatres, church or even a park bench. The flexible seat curves to a flat surface that lifts you up on a level plane, without dumping you forward. Washable, waterproof BLACK cover with comfortable memory foam cushion.

16H018A [PS-16H018A](#) Weight Range: 80-230 lbs. (37-104kg)**
16H019A [PS-16H019A](#) Weight Range: 195-350 lbs. (88-159kg)**

**UpLift Seat Assist will lift up to 70% of a user's weight. Seat Assists are not intended for use with wheelchairs.



- No switches
- No special installation
- No electric wires
- No latches

Safety & Therapy Aids

PARSONS SOFT LANDING MAT 🇨🇦

Greatly reduce the danger of injury if a patient falls out of bed. This 2" (5cm) thick pad will soften the fall. The mat folds in the middle for easy storage and has carry handles. The front edge is tapered to allow a wheelchair to ride onto the mat and to reduce the danger of people tripping on it. Durable vinyl cover for easy cleaning. Anti-slip base. Measures 30" x 72" x 2" (76 x 183 x 5cm). Weighs 7.8 lbs. (3.5kg).

15E083A [PS-15E083A](#)



Safety & Therapy Aids

FURNITURE RISERS 🇨🇦

Sturdy blocks made of multi laminated plywood. Ideal to safely elevate a bed or chair height for anyone who has trouble getting up and down from a low seated position. Size: 5" (13cm) square outside, 4" (10cm) inside. Amount of elevation is adjustable within ranges indicated above. Sold individually. Weight capacity: 500 lbs. (227kg) per block.

- 16H182A [PS-16H182A](#) 3" To 6" (7.6 To 15.2cm) Height Range
 - Height of Block 7" (17.8cm)
- 16H182-2 [PS-16H1822](#) 2" to 3" (5 to 7.6cm) Height Range
 - Height of Block 4½" (11.4cm)



HIGH SEAT CUSHION 🇨🇦

This versatile cushion is vinyl or poly-cotton covered with a wood base. Used to elevate the seating level of a normal chair to take the stress off legs and knees when customary furniture heights are too low. Comes complete with an over the shoulder carry strap to allow easier carrying to events outside the house. Size: 16" L x 16" W x 4¼" H (41 x 41 x 10.8cm).

Vinyl Cover:

- 16H020BK [PS-16H020BK](#) Black
 16H020BL [PS-16H020BL](#) Blue
 16H020BU [PS-16H020BU](#) Burgundy

Poly-Cotton Cover:

- [PS-16H020PBK](#) Black




SAFETY TREAD

Reduce the risk of slips, trips and falls with the use of safety tape. Provides safer footing, an excellent solution for slippery steps, stairs, wheelchair foot rests, poolside or in the bathroom. Self adhesive. Size 2" x 60" (5 x 152cm).

1 strip/pkg.

- 16H158 [PS-16H158](#)



OUTDOOR GRAB BAR - 18" (46cm)

Safety grab bar ideal for all outdoor areas – provides additional safety entering and leaving the house especially for those who may be unsteady and would benefit from a little extra help. New attractive soft grip bar is comfortable and easy to hold. Ribbed surface provides additional support. Concealed screws remove any sharp edges. Can be positioned horizontally or vertically. Maximum user weight 350 lbs. (160kg). Overall length 19½" (50cm).

- 16L004A [PS-16L004A](#)



PARSONS BEAN BAG DINNER TRAY

This tray combines all the comfort of our bean bag lap tray and lap desk. Now with a low vision red plastic tray attached. In case of spills, the tray simply unhooks (hook & loop) from the bean bag for easy clean up. Red tray measures: 12" x 16" (30 x 41cm).

16H179 [PS-16H179](#)



PARSONS BEAN BAG LAP TRAY

This lap tray has a ¼" (6mm) matching moulding surrounding the easy to clean plastic surface. This moulding stops items such as cups, plates, etc. from accidentally slipping off the surface. The removable bean bag provides a form fitting and comfortable support on your lap. 12" x 16" (30 x 41cm). Weighs 1.65 lbs. (0.75kg).

16H170 [PS-16H170](#)



Anti-Slip Solutions

A universal design makes "Good Grips" easy for everyone to use. Good Grips are everything that an everyday tool should be. They're comfortable, they're usable and functional. Soft rubber grips, that won't slip, even when wet. Made of stainless steel and Santoprene®, and they are dishwasher safe. Within this line of products are some very handy items for everyday kitchen use and independence. The Lock-On Can opener is great for those with weak grip strength - it doesn't require constant grip of the handle, like standard can openers, in order to open the can. The Jar Opener is a useful tool for those hard to open jar lids.

- | | | | |
|---|---------|----------------------------|---------------------------------|
| A | 16K203A | PS-16K203A | Good Grips Lock-On Can Opener |
| B | 16K205A | PS-16K205A | Good Grips Hand Held Jar Opener |
| C | 16K201A | PS-16K201A | Good Grips "Y" Peeler |
| D | 16K202A | PS-16K202A | Good Grips Swivel Peeler |

GOOD GRIPS



Anti-Slip Solutions

NON-SLIP ROLLS

These blue non-slip rolls have many uses. Prevents slipping of plates, glasses, utensils, telephone, business machines, therapy equipment, etc. 1/16" (1mm) thick with smooth surfaces on both sides for easy cleaning. Washing with warm soapy water and drying thoroughly will maintain the non-slip properties.

- 16T711 [PS-16T711](#) Non-Slip Reel, Blue 8"x 6' (2 yd)
[PS-16T712](#) Non-Slip Reel, Blue 16"x 6' (2 yd)



- A Bottle Opener - Blue
 16K105 [PS-16K105](#) 6 cm Dia.

- B Jar Opener - Blue
 16K106 [PS-16K106](#) 12 cm Dia.

- C Kitchen Pack
 16K107 [PS-16K107](#)

- D Coaster - Blue
 16T700 [PS-16T700](#) 14 cm Dia.

- E Table Mat - Blue
 16T705 [PS-16T705](#) (35 X 25 cm)



ANTI-SLIP GRIP STRIPS

These Anti-Slip Grip Strips enhance grip and make objects more user-friendly. They can be easily cut to size and wrapped around items with minimal effort. Pkg of 3 strips, 3.2cm x 40.6cm (1.25" x 16").

[PS-16T710](#)



ANTI-SLIP MAT, 12" x 36"

These anti-slip mats are made of a non-slip mesh fabric. An inexpensive way to keep plates, glasses or mugs from slipping. Great for tableware place settings or shelves and drawers. Available in various colours. Measures 12" x 36" (30 x 90cm) and can be cut to the desired length.

PS-16K221GN	Green
PS-16K221BL	Blue
PS-16K221CL	Coral
PS-16K221WH	White
PS-16K221BK	Black
PS-16K221PK	Pink Fushia



Kitchen Helpers

JAR OPENER SET, THREE SIZES

Fits all jar sizes. Stop struggling to open jars. Each jar opener features an easy grip handle as well as an anti-slip lining for sure grip on any lid. Works easily with minimum effort. Just grip and twist to open lids and caps. Set includes three sizes to fit lids or caps measuring: Large from 2¾" to 3¼" (7 to 8.3cm), Medium from 2 to 2.5 inch (5 to 6.4cm) and Small from 1¼" to 1½" (3.2 to 4cm). Dishwasher safe.

16K041A [PS-16K041A](#)



A JAR & BOTTLE HOLDER

Leaves both hands free to open items. Three recessed circular areas are lined with slip-resistant material that holds jar or bottle. Suitable for items with diameters of 1¾" to 4¼" (4.4 to 10.8cm).

AA5080 [PS-AA5080](#)



B JAR OPENER

A very handy jar opener that mounts easily out of sight underneath your cabinets and is held in place with adhesive backing (optional screws for extra strength included). Opens lids from the smallest size to a 6" (15.2cm) mouth jar, requiring no greater grip than a handshake. Simply place jar or bottle in the unique V shape then angle and twist. Two-handed use, perfect for anyone suffering from Arthritis, Carpal Tunnel and Fibromyalgia. Diameter: 7" (17.8cm). Colour: white. Lifetime replacement warranty from manufacturer.


16K011-1 [PS-16K0111](#)



C SELF OPENING SCISSORS 🇨🇦

3" (7cm) blade with a plastic blade protector. Useful for many general household duties. Finger loop increases ease of use.

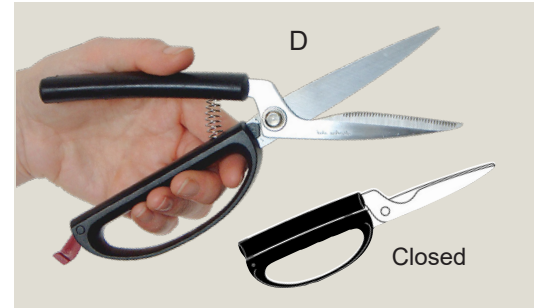
16K033A [PS-16K033A](#)



D SELF OPENING KITCHEN SCISSORS 🇨🇦

Spring loaded handle opens effortlessly, loop handle allows for four fingers to fit through and utilize full hand strength to operate the scissors. Stainless steel scissor blades for extended life time. Left or right hand use. Dishwasher safe. Convenient clip keeps scissors closed.

16K206A [PS-16K206A](#)



A FOLDING POT STABILIZER 🇨🇦

For use by the one handed cook. Holds onto the pot handle while you stir the contents. Constructed of aluminum with rubber suction cups. Folds up for easy storage when not in use.

16K021 [PS-16K021](#)



B PUSH / PULL STICK 🇨🇦

A kitchen helper for people in a wheelchair or with a limited range of motion. Push/pull hot oven racks or use as a reacher. 13" (33cm) long.

16K042 [PS-16K042](#)



C STOVE KNOB TURNER, 15" (38cm) 🇨🇦

For people who cannot grasp or turn the stove knob or reach over the hot pots, this is just the item they need. Lightweight aluminum rod with no scratch epoxy coating and a large comfort grip for easy twisting action.

16K023 [PS-16K023](#)



Cutting Boards

PARSONS CUTTING BOARD 🌐 🇨🇦

This easily cleaned white food grade polypropylene cutting board has stainless steel spikes to hold food in place for peeling and slicing. The ½" (1.2cm) high corner guards keep bread from sliding when spreading butter or slicing. Mounted on 4 suction cups for anchoring board securely. 12" x 12" (30 x 30cm). Dishwasher safe.

16K013 [PS-16K013](#)

COMBINATION CUTTING BOARD 🌐 🇨🇦

A food grade cutting board with a chef knife attached so that it can be utilized in a chopping motion. The knife pivots and is removable for cleaning and sharpening. The board is 18" x 12" (46 x 30cm) and is mounted on 4 suction cup feet. Three conveniently located stainless steel spikes for securing potatoes, apples, etc. for peeling. ½" (1cm) food guard aids with spreads. Dishwasher safe.

16K016 [PS-16K016](#)

CUTTING BOARD WITH PIVOT KNIFE 🌐 🇨🇦

A food grade cutting board with a chef knife attached in such a way that it can be used in a chopping motion through an arc of 90 degrees. The knife has a black plastic handle and can be removed for cleaning and sharpening. The board is mounted on four suction cups. 12" x 12" (30 x 30cm). Dishwasher safe.

16K014 [PS-16K014](#)

ERGO BREAD KNIFE 🌐

Ergo kitchen knives. The soft feel moulded plastic handle gives a firm, comfortable grip in either hand. The stainless steel blade is angled to reduce stress and pain when doing food preparation. Both knives have serrated blades. Bread knife has 8" (20cm) blade.

16K039A [PS-16K039A](#)

ERGO VEGETABLE KNIFE 🌐

Vegetable knife has 6" (15cm) blade.

16K040A [PS-16K040A](#)



Mealtime Protectors

A TERRY CLOTH CLOTHING PROTECTOR 🇨🇦

Made of absorbent material, it is not waterproof. White only.
17" x 30" (43 x 76cm).

16T082 [PS-16T082](#)

TERRY CLOTH CLOTHING PROTECTOR, VINYL BACKED 🇨🇦

This terry cloth clothing protector has a vinyl latex free backing so it is waterproof. Attaches with snaps. 16" x 36" (41 x 91cm). White only.

16T085 [PS-16T085](#)



B VINYL CLOTHING PROTECTOR, HOOK & LOOP CLOSURE 🇨🇦

An extra large clothing protector 18" x 24" (46 x 61cm) with a 3" (8cm) pocket on the bottom to catch spills. The pocket opens with hook & loop to allow easy cleaning. Hook & loop is also used to attach at the back of the neck. Made of durable but lightweight cloth backed latex free vinyl. Colours vary.

16T080 [PS-16T080](#)



C VINYL UTILITY CLOTHING PROTECTOR, TIE STRINGS 🇨🇦

A simple, latex free vinyl clothing protector design that measures 16½" x 23" (42 x 58cm). Colours vary.

16T081 [PS-16T081](#)

BANDANA CLOTHING PROTECTORS 🇨🇦

This item is helpful for those who tend to spill or drool. Discreetly protects the wearer against soiled clothes or getting wet and cold. Made of 100% breathable cotton with moisture proof inner layer. Hook & loop fastener. Machine washable, latex free. Colours may vary. 26" wide x 13" long (66 x 33cm).

- D 16T086-1 [PS-16T0861](#) Galaxy
- E 16T086-4 [PS-16T0864](#) Black Damask
- F 16T086-3 [PS-16T0863](#) Denim



CLOTHING PROTECTORS 🇨🇦

A colourful clothing protector made from a polyurethane laminate (a lightweight polyester knit fabric bonded to a waterproof thermoplastic urethane) – 73% polyester and 27% polyurethane which stretches and is breathable. Measures: 18" wide x 35" long (46 x 89cm).

	GALAXY	BLACK DAMASK	DENIM
Ties	16T084-1 PS-16T0841	16T084-4 PS-16T0844	16T084-3 PS-16T0843
Hook & Loop	16T088-1V PS-16T0881V	16T088-4V PS-16T0884V	16T088-3V PS-16T0883V
Snaps	16T088-1 PS-16T0881	16T088-4 PS-16T0884	16T088-3 PS-16T0883



TABLEWARE

Let Parsons Tableware put dignity and pleasure back into mealtime.

PARSONS COMFORT GRIP CUTLERY 🇨🇦

Cutlery with a grip designed to give independence at meal time. These utensils allow maximum user control with minimum effort. Useful in both institutions and at home. The comfort grip has a soft vinyl coating with finger indentations for a secure grip. Of special note is the Parsons knife blade which has been designed to be useful, both as a regular dinner knife and as a rocker knife. It has a curved cutting edge making it a suitable knife for the one handed person. Suited for persons with poor grasp with a 7/8" (22mm) diameter grip. Lightweight, Dishwasher Safe, Latex Free.



3oz
(85g)

WHITE	RED	
16T001 PS-16T001	16T001RD PS-16T001RD	Straight Knife
16T002 PS-16T002	16T002RD PS-16T002RD	Straight Fork
16T003 PS-16T003	16T003RD PS-16T003RD	Straight Teaspoon
16T004 PS-16T004	16T004RD PS-16T004RD	Straight Soup Spoon
16T005 PS-16T005	16T005RD PS-16T005RD	Left Handed Fork
16T025 PS-16T025	16T025RD PS-16T025RD	Left Handed Teaspoon
16T007 PS-16T007	16T007RD PS-16T007RD	Left Handed Soup Spoon
16T006 PS-16T006	16T006RD PS-16T006RD	Right Handed Fork
16T026 PS-16T026	16T026RD PS-16T026RD	Right Handed Teaspoon
16T008 PS-16T008	16T008RD PS-16T008RD	Right Handed Soup Spoon



PARSONS CUTLERY GIFT SETS 🇨🇦

Parsons Comfort Grip Cutlery gift sets include all the pieces needed for one table setting. No need to order multiple part numbers.

WHITE GRIPS

Set contains items 16T001 to 16T004.

16T090 [PS-16T090](#)

RED GRIPS

Same as 16T090 except with high-visibility red handles. Set contains items 16T001RD to 16T004RD.

16T090RD [PS-16T090RD](#)



PS-16T090



PS-16T090RD



RED GRIPS

VISUALLY IMPAIRED • ALZHEIMERS • DEMENTIA

All Parsons Comfort Grip Cutlery is available with red grips. Research studies indicate that the color red not only benefits the visually impaired but also helps individuals with Alzheimer's and dementia. It has been shown to encourage them to eat more and remain engaged with their food for a longer period of time.



PARSONS FEATHERLITE CUTLERY 🇨🇦

This line of cutlery is very lightweight. The average weight is 48 grams (1.7oz). The handles are one inch in diameter and slightly tapered and textured for easy gripping. They are totally sealed to prevent water seepage and are dishwasher safe. The stainless steel utensils have been designed for use by persons with disabilities.

1.7oz
(48g)

PARSONS DELUXE WEIGHTED CUTLERY 🇨🇦

Same great features as our popular Parsons Featherlite utensils in an 8oz (226g) weighted version.

8oz
(226g)

	FEATHERLITE	WEIGHTED
Knife	16T350 PS-16T350	16T350W PS-16T350W
Fork	16T351 PS-16T351	16T351W PS-16T351W
Teaspoon	16T352 PS-16T352	16T352W PS-16T352W
Soup spoon	16T353 PS-16T353	16T353W PS-16T353W
Left Hand Fork	16T354 PS-16T354	16T354W PS-16T354W
Left Hand Teaspoon	16T358 PS-16T358	16T358W PS-16T358W
Left Hand Soup spoon	16T356 PS-16T356	16T356W PS-16T356W
Right Hand Fork	16T355 PS-16T355	16T355W PS-16T355W
Right Hand Teaspoon	16T359 PS-16T359	16T359W PS-16T359W
Right Hand Soup spoon	16T357 PS-16T357	16T357W PS-16T357W



PARSONS FEATHERLITE CUTLERY SET 🇨🇦

The Featherlite cutlery is very lightweight, weighing only 1.7oz (48 grams) each. Set contains items 16T350 to 16T353.

16T090-2 [PS-16T0902](#)



PARSONS DELUXE WEIGHTED CUTLERY SET 🇨🇦

Same as 16T090-2 except in an 8oz (226g) weight. Set contains items 16T350W to 16T353W.

16T090-4 [PS-16T0904](#)



PS-16T0904



PARSONS COMFORT GRIP WEIGHTED CUTLERY 🇨🇦

Our comfort grip weighted cutlery weighs 8oz (226 grams) which decreases hand tremors, allowing cutlery to reach the users mouth easier. An ideal solution for persons with Parkinson's or other impairments resulting in hand tremors. Latex free. Home dishwasher safe. Also available with red grips for the visually impaired.

	WHITE	RED
Knife	16T400 PS-16T400	16T400RD PS-16T400RD
Fork	16T401 PS-16T401	16T401RD PS-16T401RD
Teaspoon	16T402 PS-16T402	16T402RD PS-16T402RD
Soup spoon	16T403 PS-16T403	16T403RD PS-16T403RD
Right Hand Fork	16T404 PS-16T404	16T404RD PS-16T404RD
Right Hand Teaspoon	16T405 PS-16T405	16T405RD PS-16T405RD
Right Hand Soup spoon	16T406 PS-16T406	16T406RD PS-16T406RD
Left Hand Fork	16T407 PS-16T407	16T407RD PS-16T407RD
Left Hand Teaspoon	16T408 PS-16T408	16T408RD PS-16T408RD
Left Hand Soup spoon	16T409 PS-16T409	16T409RD PS-16T409RD

WHITE GRIPS, WEIGHTED CUTLERY SET 🇨🇦

Each Weighted Cutlery Set includes 1 Knife, 1 Fork, 1 Soup spoon and 1 Teaspoon (16T400 to 16T403).

16T090-3 [PS-16T0903](#)

PARSONS SOFT HANDLED CUTLERY 🇨🇦

Parsons Soft Handled Cutlery have large grips made of closed cell foam which will not absorb moisture. Ideal for people with arthritis or tender hands and finger joints. Foam grip slides off for easy cleaning. Lightweight. Hand wash in warm, soapy water.

16T100	PS-16T100	Soft Handled Knife
16T101	PS-16T101	Soft Handled Fork
16T102	PS-16T102	Soft Handled Teaspoon
16T103	PS-16T103	Soft Handled Soup spoon
16T104	PS-16T104	Soft Handled Left Hand Fork
16T108	PS-16T108	Soft Handled Left Hand Teaspoon
16T106	PS-16T106	Soft Handled Left Hand Soup spoon
16T105	PS-16T105	Soft Handled Right Hand Fork
16T109	PS-16T109	Soft Handled Right Hand Teaspoon
16T107	PS-16T107	Soft Handled Right Hand Soup spoon

8oz
(226g)



CLASSIC BENDABLE UTENSILS

Discreet dining experience with our attractive, light gray, soft built-up handle utensils. Non-slip for easy grasp and hold. The shaft design on the spoons and fork allow the utensils to be bent for left or right angles. Knife features a curved style rocker blade. Stainless steel. Dishwasher safe. Diameter of handle is 1.4" (35mm) and measures 4" (10cm) long.

16T430A	PS-16T430A	Classic Knife, weighs 3.1oz (88g)
16T431A	PS-16T431A	Bendable Fork, weighs 2.9oz (82g)
16T432A	PS-16T432A	Bendable Teaspoon, weighs 3.0oz (85g)
16T433A	PS-16T433A	Bendable Soup spoon, weighs 3.2oz (91g)



WEIGHTED DINNERWARE

Designed to be the most attractive and functional utensils for those afflicted with Parkinson's Disease and other illnesses that cause hand tremors. A slight indentation places the fingers in a comfortable position. The soup spoon has a recessed edge and a slightly deeper bowl to assist in preventing spills. Each utensil weighs approximately 7.3 oz. (207 grams). They have solid handles and can be placed in any dishwasher. Polished 18/0 Stainless Steel.

16T420A	PS-16T420A	Weighted Knife
16T421A	PS-16T421A	Weighted Fork
16T422A	PS-16T422A	Weighted Teaspoon
16T423A	PS-16T423A	Weighted Soup spoon

**7.3oz
(207g)**






SLIP-ON HANDLE 🇨🇦

A handy slip-on handle approx. 1-3/8" (3.5cm) diameter. Outside surface is a smooth vinyl with finger bumps, inside core is foam tubing to grip a piece of cutlery, a toothbrush, etc. 1.5oz (40grams). Spoon not included. Latex free.

16T061 [PS-16T061](#)



FOAM TUBING 🇨🇦

Useful for building up the handle of many items. Black closed cell foam with 3/8" (9mm) hole and 1 1/4" (3cm) outside. 36" (91cm) length. May be cut to size for replacement grips on soft handle cutlery.

16T045 [PS-16T045](#)



Spoon not included

A.D.L. CUFF 🇨🇦

An adaptive pocket for everyday utensils made of 1" (2.5cm) wide white nylon webbing with hook & loop closure. Good for people with hand weakness or paralysis but good wrist control.

16T062 [PS-16T062](#)



EXTENSION UTENSILS 🇨🇦

Stainless steel utensils fastened with wing nut to a lightweight, epoxy coated aluminum extension handle. The utensil adjusts to any angle, right or left hand. For persons with limitations in upper extremity of motion. Care givers can also use these utensils to relieve the strain of leaning when feeding others. Extension handles are 10" (25cm) long. Dishwasher safe.

16T020 [PS-16T020](#) Extension Fork
 16T021 [PS-16T021](#) Extension Teaspoon
 16T022 [PS-16T022](#) Extension SoupSpoon

CLIP-ON UTENSILS 🇨🇦

A vinyl covered hand strap fits over the back of the hand and holds a spoon or fork securely. Strap may be re-bent to fit individual hands. An excellent eating aid for persons having difficulty grasping or holding small utensils. Dishwasher safe.

- 16T030 [PS-16T030](#) Clip-on Fork
 16T031 [PS-16T031](#) Clip-on Spoon



KNIFE / FORK COMBINATION, WHITE 🇨🇦

A special eating utensil combining a rocker knife and a fork with a comfort grip handle. A rocking motion on the curve of the blade will cut food, then use the forked end for feeding.

- 16T009 [PS-16T009](#)

KNIFE / FORK COMBINATION, RED 🇨🇦

Same as above with high-visibility red handle.

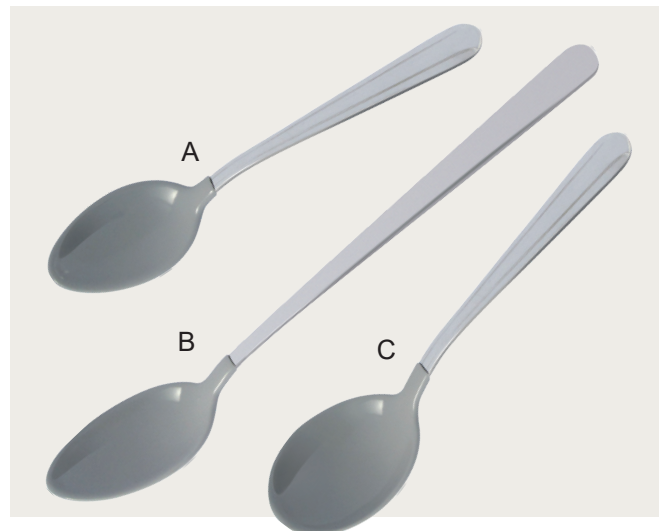
- 16T009RD [PS-16T009RD](#)



SOFT TIP SPOONS 🇨🇦

These are standard size spoons with a protective coating on the bowl to help prevent injury to teeth and lips. Discolouration may occur on the plastisol coated spoons but will not affect the quality of the coating. The teaspoons come in two lengths, 6" (15cm) & 7¾" (19.7cm). Institutional dishwasher use is NOT recommended. High heat and harsh cleansers will damage the vinyl coating.

- | | | | |
|---|--------|---------------------------|---|
| A | 16T012 | PS-16T012 | Plastisol-Coated Teaspoon
6" (15cm) Gray |
| B | 16T013 | PS-16T013 | Plastisol-Coated Long Teaspoon
7¾" (19.7cm) Gray |
| C | 16T014 | PS-16T014 | Plastisol-Coated Soup Spoon
6" (15cm) Gray |





SWIVEL UTENSILS 🌐 🇨🇦

Stainless steel utensils with a swivel mechanism which keeps utensil level when wrist movement is restricted or coordination is poor. Built in swivel limiters prevent excess rotation or swing, and also allow the utensil to scoop food. Nylon bearings for smooth action. Mounted on our comfort grip. Also available with high-visibility red handles.

	WHITE	RED
Swivel Fork	16T015 PS-16T015	16T015RD PS-16T015RD
Swivel Soup Spoon	16T016 PS-16T016	16T016RD PS-16T016RD



SPORKS 🌐 🇨🇦

A stainless steel combination spoon and fork, ideal for one handed feeding. Also available with high-visibility red handles.

	WHITE	RED
Straight Spork	16T024 PS-16T024	16T024RD PS-16T024RD
Left Hand Spork	16T028 PS-16T028	16T028RD PS-16T028RD
Right Hand Spork	16T029 PS-16T029	16T029RD PS-16T029RD



COVERED SPOON, TWIN PACK 🌐

For adults and children with tremors, limited coordination and or upper extremity weakness. The lid covers approximately 2/3 of the spoon bowl, keeping food on the utensil and limiting the amount of spillage. Can be used with liquids and smaller pieces of food. Comes apart for cleaning. Top rack dishwasher safe. Twin pack. Overall length 7" (17.8cm).

16T176A [PS-16T176A](#)



Food Bumpers

Food Bumpers adapt a standard plate into a plate for self-feeding similar to an inner lip or scoop plate. The walls provide an area to push food onto your utensil for scooping and aid in keeping the food on the plate.

A TRANSPARENT PLATE SURROUND

Clear plastic food bumper easily snaps onto most dinner plates to aid with independent eating. It fits securely and is easy to clean. Fits plate size 9-11" (23-28cm) Dimensions 8½" dia. x 1½" high (22cm dia. x 2cm)

16T074 [PS-16T074](#)

B PLASTIC FOOD BUMPER, WHITE

Fits 8"-11" (20-28cm) plates. This sanitary snap-on food bumper is moulded in one piece. Dishwasher safe. Microwavable. Institutional dishwasher safe.

16T070 [PS-16T070](#)

C STAINLESS STEEL FOOD BUMPER

Fits 9"-11" (23 - 28cm) plates. Solid stainless steel food bumper for durability and sanitation. Three clips hold them on the plate by a spring action.

16T072A [PS-16T072A](#)



Plates

SCOOPER PLATE WITH NON SKID BASE

Designed for people with limited muscle control or the use of only one hand. The combination plate/bowl has a contoured lip that can be used to push food onto cutlery more easily. Measures 6" x 7½" (15 x 19cm) x 1¾" (4.4cm) deep on the high side. Not recommended for dishwasher or microwave. Sandstone colour.

16T175A [PS-16T175A](#)



PARSONS SCOOP PLATE

This 9" (23cm) scoop plate promotes independence at meal time. It allows the user to push food against the plate's high back wall and onto their cutlery. The entry side is low for easy use. The wide outer rim is useful to grasp the plate while scooping food onto cutlery. The plate has a skid resistant base which is helpful for the individual with one hand or for anyone with poor coordination. Breakproof plastic. Microwavable & top rack dishwasher safe.

16T115 [PS-16T115](#) White
16T115BL [PS-16T115BL](#) Blue



Plates

INNER LIP PLATES 🍽️

The original Inner Lip Plate. The inner lip holds food on the plate while the user brings the fork or spoon to the edge of the plate. Ideally suited for one handed persons. 9" (23cm) diameter, 3/4" (1.9cm) deep. Break proof and microwavable. Dishwasher and autoclave safe.

16T118	PS-16T118	Sandstone
16T118BL	PS-16T118BL	Blue
16T118RD	PS-16T118RD	Red



NO-SLIP INNER LIP PLATES 🍽️

Same as above except: No-slip version is not dishwasher, autoclave or microwave safe.

16T119	PS-16T119	Sandstone
16T119BL	PS-16T119BL	Blue
16T119RD	PS-16T119RD	Red

SECTION PLATE WITH LID 🍽️

This sectioned plate has three compartments to keep food separated. Each compartment is about 1.5" (3.8cm) deep. The two smaller sections hold up to 6.75 oz (200ml), while the larger one has a 12.6 oz (375ml) capacity. The high walls of each compartment can be used to help push food onto forks and spoons. This stackable dish comes with a clear plastic cover for easier transporting and storing of food. Diameter measures 8.25" (20cm). Plate and lid are dishwasher, microwave and freezer safe.

16T167 [PS-16T167](#)



DIVIDED DINNER PLATE, 9" 🍽️

A great dinner plate for individual use. Heavy duty, chip, crack and scratch resistant Alacite plastic. Measures 9 in (23cm) in diameter with 1 in (2.5cm) high sides and a 0.75 in (1.9cm) wide outer rim. This plate makes it easy for persons with poor coordination, or with the use of only one hand, to scoop food without making a mess of their dinner. Available in White only. Not microwavable, autoclave or dishwasher safe.

16T166	PS-16T166	
16T166-1	PS-16T1661	No-Slip



DIVIDED DINNER PLATE, 10" 🍽️

This 10-inch (25 cm) divided plate is designed to assist individuals with limited coordination or those using only one hand in easily scooping food from each compartment onto their utensil. It is made from food-grade polypropylene and is BPA free. Dishwasher and microwave safe.

16T165 [PS-16T165](#)



Note: Use of a serrated knife will shorten the life of plastic plates.



Tableware Sets

TABLEWARE SET 🇨🇦

Easy and comfortable to grip, our straight cutlery with comfort grips has been combined with a 9" (23cm) inner lip plate and our 10oz (295ml) clear double handled mug with mouth piece lid to make this tableware set an excellent combination for mealtime independence. All items are dishwasher safe. Mug and plate are microwavable. Place mat not included. Great savings when compared to buying items individually.

16T500 [PS-16T500](#)
16T500RD [PS-16T500RD](#)



Place mat not included, for illustrative purposes only.

Each kit includes one of each item:

WHITE SET	RED SET	DESCRIPTION	PAGE
16T001 PS-16T001	16T001RD PS-16T001RD	Knife	21
16T002 PS-16T002	16T002RD PS-16T002RD	Fork	21
16T003 PS-16T003	16T003RD PS-16T003RD	Teaspoon	21
16T004 PS-16T004	16T004RD PS-16T004RD	Soup spoon	21
16T118 PS-16T118	16T118RD PS-16T118RD	Inner Lip Plate	29
16T123 PS-16T123	16T001RD PS-16T123RD	Double Handled Mug w / lid	31

Deluxe Tableware Sets

DELUXE WHITE TABLEWARE SET 🇨🇦

Our deluxe tableware set is designed for complete mealtime independence. Parsons straight cutlery with comfort grips has been combined with a 9" (23cm) divided dinner plate, and a Parsons 10oz (295ml) double handled mug with mouth piece lid. To make this tableware set complete we have added a non-slip place mat. All items are dishwasher safe (top rack). Mug and plate are microwavable. Great savings when compared to buying items individually.

16T501 [PS-16T501](#)



DELUXE RED TABLEWARE SET 🇨🇦

Same as above except with red utensil grips and red lid on mug.

16T501RD [PS-16T501RD](#)

Each kit includes one of each item:

WHITE SET	RED SET	DESCRIPTION	PAGE
16T001 PS-16T001	16T001RD PS-16T001RD	Knife	21
16T002 PS-16T002	16T002RD PS-16T002RD	Fork	21
16T003 PS-16T003	16T003RD PS-16T003RD	Teaspoon	21
16T004 PS-16T004	16T004RD PS-16T004RD	Soup spoon	21
16T166 PS-16T166		Divided Dinner Plate	36
16T123 PS-16T123	16T123RD PS-16T123RD	Double Handled Mug w/ lid	31
Place Mat - Blue			



Mugs

A PARSONS DOUBLE HANDLED MUG 🍷 🇨🇦

This crystal clear plastic mug has double handles to make drinking safer and easier for those with weak grasp or tremors. The handles will accommodate four adult fingers and the lid has a drinking spout to prevent spills. The transparent design instantly shows the level of contents. Wide base to resist tipping. Dishwasher safe up to 194°F (90°C). Microwavable. 10 oz (295ml) capacity. *16T125 is not dishwasher safe.

16T123	PS-16T123	Parsons Double Handled Mug, with Lid
16T123-25	PS-16T12325	Parsons Double Handled Mug, Case of 25
16T124	PS-16T124	Parsons Replacement Lid only
16T125	PS-16T125	Parsons Mug & Lid, with 'No-Slip' Base
16T126	PS-16T126	Parsons Mug, without Lid



B PARSONS DOUBLE HANDLED MUG, RED LID 🍷 🇨🇦

16T123RD	PS-16T123RD	Parsons Double Handled Mug, Red Lid
16T124RD	PS-16T124RD	Parsons Replacement Lid only, Red

C PARSONS WEIGHTED MUG 🍷 🇨🇦

This mug has a weight of 10 oz.(285 g) in its base. The combination of the weighted base and double hand grips makes this an extremely useful device to manage hand tremors. It is transparent to instantly show the level of contents and has a wide base to resist tipping. Do not submerge in water when cleaning this cup. Pat. Pend.

16T127	PS-16T127	Parsons Weighted Mug, with Lid
16T127RD	PS-16T127RD	Parsons Weighted Mug, Red Lid
16T129	PS-16T129	Weighted Mug, With Lid & 'No-Slip' Base



D PARSONS INSULATED MUG 🍷

Foam insulated high impact polypropylene mug with easy to grasp handle. Holds either hot or cold liquid, remains cool to the touch on the outside. Complete with a snap on lid which regulates flow and minimizes spills. Not microwavable. Not autoclavable.

16T159	PS-16T159	Insulated Mug, 8oz (237ml)
16T161-1	PS-16T1611	Insulated Mug, 12oz (356ml)



Cups

A CONVALESCENT NO SPILL CUP 🇨🇦

The convalescent cup has a lid with a mouth piece, which has a hole large enough to accommodate a straw. Opposite the mouth piece there is a small air inlet hole in the lid, by putting a finger over the air hole you can regulate the flow of the liquid. 8 oz (237ml) capacity. 4" (10cm) tall. Ideal for drinking while lying in bed. Dishwasher safe.

16T143 [PS-16T143](#)

REPLACEMENT LID 🇨🇦

16T143-1 [PS-16T1431](#)

B ANTI TIP BASE, FOR CONVALESCENT CUP 🇨🇦

This base is a friction fit on to our convalescent cup. It helps prevent bed ridden patients from spilling the contents of the cup if they bump it with their hand as they reach for it. Has an anti-skid base for further stability.

16T142 [PS-16T142](#)

C DRINKING SPOUT LID 🇨🇦

The spout can be used for drinking, a straw can be inserted, or the spout can be sucked like a straw and the air hole can be used to regulate the flow. Institutional dishwasher safe.

16T163 [PS-16T163](#)

D RECESSED CUP LID 🇨🇦

A regular cup rim to drink from with a recessed lid to regulate flow and reduce spills. A very safe lid which allows the normal drinking method favored by most people. Straw will fit in drinking hole.

16T164 [PS-16T164](#)


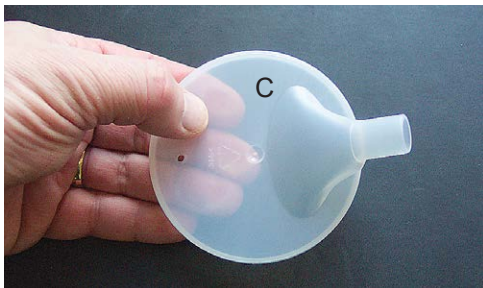
E KENNEDY CUP (SPILLPROOF CUP) 🇨🇦

Sturdy screw on lid with internal nozzle eliminates accidental spills. The Kennedy Cup will not spill, so it can be used in a reclining or sitting position. Easy to grip handle is perfect for patients of all ages, left or right handed. Lightweight and durable, can be picked up by even the weakest hands. The Kennedy Cup holds 7oz of hot or cold liquid. Accepts any standard straw. Designed especially for rehabilitation and as an accessory for daily living. Helps restore independence and dignity. Dishwasher safe (maximum 180° F/75° C). Blue colour. Not recommended for the microwave. Straw not included.

16T149 [PS-16T149](#)

REPLACEMENT LID 🇨🇦

16T149-1 [PS-16T1491](#)



Spillproof Cup



A EASY SWALLOW CUP 🇨🇦

This Easy Swallow Cup is designed for your natural swallowing reflex to help you swallow medications or vitamins stress free. Simply pour liquid into cup, place medication into spout and drink naturally. Dishwasher safe, (top rack only). Height is 4" (10cm).

16M045A [PS-16M045A](#)

B CUP HANDLE (HOOK & LOOP STRAP WITH HANDLE) 🇨🇦 🍁

An epoxy coated metal hand clip which fastens to a drinking glass or a phone-handset with a hook & loop strap. The hand clip can be re-bent to suit hand size. Also very useful for putting on a salt shaker, a bottle, a phone, etc. The hook & loop strap is left extra long for adaptations.

16H140 [PS-16H140](#)

NOSEY CUPS 🇨🇦

The rim on our translucent Nosey Cup has been designed so a person can drink without tipping their head back to drain the glass. It can be tipped beyond the point where a normal cup would hit the bridge of your nose. Designed for people with limited neck movement, a bed patient or in a wheelchair with a headrest.

16T144-1	PS-16T1441	Nosey Cup, Green, 4oz (118ml)
16T144-2	PS-16T1442	Nosey Cup, Green, 8oz (237ml)
16T141-1	PS-16T1411	Nosey Cup, Clear, 4oz (118ml)
16T141-2	PS-16T1412	Nosey Cup, Clear, 8oz (237ml)
16T141-3	PS-16T1413	Nosey Cup, Clear, 12oz (355ml)

BLUE NOSEY CUP, 8oz (237ml) 🇨🇦 🍁

The elegantly designed Blue Nosey Cup is transparent so the level of the contents is always visible. The bottom of the bowl is rounded to assist draining the contents and to make washing easy. The short stem and tapered cup make the glass easy to grasp, designed for people with a poor grip. A large base helps prevent tipping. Microwave and dishwasher (top rack) safe. NOT autoclavable.


16T145 [PS-16T145](#)

Straws

REUSABLE STRAWS 🇨🇦 🍁

Reusable plastic drinking straws, can be used for hot or cold liquids. 18" (46cm) long. All packaged 6 per pack. Acrylic straws may be heated with a hair dryer or hot water and bent.

16T150	PS-16T150	Flexible Poly Straw
16T152	PS-16T152	Clear Acrylic Straw, 1/4" (6mm) Hole



A SLEEPANGEL MEMORY FOAM PILLOW

SleepAngel Memory foam pillow gives excellent support for back and side sleepers. The memory foam gently adapts to your shape, to help relieve the aches and pains caused by pressure peaks, while the contouring effect provides proper head and neck support. Foam is very flexible and breathable polyurethane foam, that is highly durable and does not lose its shape and performance over years.

Pillow details: size 47 L x 71 W x 11 H cm.

GS-3020004

B SLEEPANGEL MICROFIBRE PILLOW

SleepAngel MicroFibre pillow feels like a "classic pillow" for people that like to fluff and plump their pillow, but with the added bonus of allergen and pathogen free sleeping experience. Hermetically sealed, making them waterproof.

Pillow details: size 50 x 70 cm

GS-3020014



Unique PneumaPure filter is clinically proven to keep viruses and bacteria out, while still allowing for clean air to pass through.



- No laundering required - simply wipe down the exterior of the pillow
- Perfect for allergy and asthma sufferers

ALIGN-RIGHT SLEEPING PILLOW

Align-Right Therapeutic Cervical Sleeping Pillow with 100% Cotton White Pillow Case. Cylindrical Roll Design - Supports the natural curve of your neck, which prevents unnecessary stress on the vertebrae.

AR-111051	X-Small	AR-110204	Large
AR-110302	Small	AR-110405	X-Large
AR-110103	Medium		



ALIGN-RIGHT SLEEPING PILLOW CASE

Align-Right Sleeping Pillow Case - 100% Cotton Sateen.

ITEM	SIZE	COLOUR
AR-120111	X-Small	White
AR-120217	Small / Medium	White
AR-120319	Large / X-Large	White
AR-120237	Small / Medium	Light Gray
AR-120339	Large / X-Large	Light Gray
AR-120227	Small / Medium	Dark Gray
AR-120329	Large / X-Large	Dark Gray
AR-120247	Small / Medium	Navy Blue
AR-120349	Large / X-Large	Navy Blue
AR-120257	Small / Medium	Ivory
AR-120359	Large / X-Large	Ivory
AR-120267	Small / Medium	Black
AR-120369	Large / X-Large	Black



Footwear

PLUSH LINED BOOTIES 🇨🇦 🇨🇦

Gentle on tender feet. Non-skid safety sole. Hook & loop and elastic at the ankle to keep in the warmth. Especially for people with lower circulatory problems.

SIZE	WOMEN	MEN	POWDER BLUE	LILAC
SMALL	7-8	5-6	16D084BL PS-16D084BL	16D084L PS-16D084L
MEDIUM	9-11	7-8	16D085BL PS-16D085BL	16D085L PS-16D085L
LARGE	12-14	9-11	16D086BL PS-16D086BL	16D086L PS-16D086L
X-LARGE	14+	12-14	16D087BL PS-16D087BL	16D087L PS-16D087L



BED SLIPPERS 🇨🇦 🇨🇦

Keep your feet warm and help prevent bed sores. No seams at the heel. Soft warm Arctic Fleece outer with plush liner. Elastic ankle adjuster strap to ensure a good fit. Machine washable, cool tumble dry.

SHOE SIZE			
ITEM	SIZE	WOMEN	MEN
16D091L PS-16D091L	LARGE	10-12	9-11
16D091XL PS-16D091XL	X-LARGE	12+	11+



Fleece Protectors

SHEEPSKIN HEEL / ELBOW PADS 🇨🇦 🇨🇦

Prevent bed sores on your heels and elbows with these cozy medical sheepskin protectors. Attaches around the heel or elbow with a hook & loop strap. Made from dense shearling sheepskin. Hand-washable at low temperatures. Air dry.

19N100A [PS-19N100A](#)



PARSONS PALM PROTECTORS 🇨🇦 🇨🇦

Designed to protect the skin in the palm of the hand in the presence of a permanent hand contracture. Manufactured of soft fleece covering with foam padding in the palm area. The palm protector slips easily over the thumb and is fastened using a hook & loop closure. Fits both left and right hand. One size fits most. Machine washable. Sold as a pair.

15E004 [PS-15E004](#)



Fleece Product Content: 70% acrylic and 30% wool. Wash in cold water, gentle cycle and mild soap (such as Zero, used for wool sweaters). Lay flat to air dry. Do not use dryer.



The entire Ventopedic product line is built around an effective moisture transport technology system aimed at maintaining skin integrity on a variety of body parts. Structured around fabric functionality, Ventopedic products are designed to effectively draw moisture away from the skin while providing soft cushioning support. Machine washable and dryable. Latex free.

VENTOPEDIC HEEL ELEVATION BOOT WITH BUTTERFLY LIFT 🍁

Unique butterfly lift design and centre sew line creates a channel for the Achilles to rest comfortably. Two stabilizing straps inside the boot will prevent leg rotation inside the boot. Can be used on left or right foot. One size fits most adults.

19N234A [PS-19N234A](#)



VENTOPEDIC HEEL & ANKLE PROTECTOR 🍁

Cushioning support and moisture control for the heel and ankle area. Circular openings on each side promotes airflow and makes visualization easier. Non-slip bottom. Fits left or right foot.

ITEM	SIZE	CALF CIRCUMFERENCE
19N115SM PS-19N115SM	Small/Medium	8" - 12" (20.3 - 30.5cm)
19N115ML PS-19N115ML	Medium/Large	13" - 16" (33.0 - 40.6cm)



Ventopedic all around, inside and out. Does not contain foam, gel, or plastic.

Extra layers of Vento Air fabric under calf allows heel to be suspended and protected.



VENTOPEDIC HEEL & ANKLE OFFLOADING BOOT 🍁

Extra layers of fabric underneath the calf effectively offloads the heel. Open heel promotes airflow and makes heel visualization easier. Soft and breathable nylon exterior slides smoothly over bed sheets. Non-slip bottom. Adjustable straps are soft against the skin. Can be used on left or right foot.

SHOE SIZE

ITEM#	SIZE	CALF CIRCUMFERENCE	WOMEN	MEN
19N235S PS-19N235S	SMALL	8" - 12" (20.3 - 30.5cm)	Up to 6	Up to 6
19N235M PS-19N235M	MEDIUM	13" - 16" (33.0 - 40.6cm)	7-9	7-9
19N235L PS-19N235L	LARGE	17" - 20" (43.2 - 50.8cm)	10+	10+

VENTOPEDIC ELBOW PROTECTOR 🍁

The three-dimensional interior structure relieves pressure and creates soft cushioning support for the elbow area. Adjustable straps are soft against the skin. Available in standard size only.

19N252A [PS-19N252A](#)

VENTOPEDIC CARROT 🍁

The carrot structure of this product will prevent the hand from closing completely thereby improving flexion contractures inside the hand.

19N231A [PS-19N231A](#)

VENTOPEDIC MOISTURE CONTROL CONE 🍁

Cushioning support and moisture control for hand positioning. Recommended for treatment of contracted hand. Length: 6" (15.2cm).

19N232A [PS-19N232A](#)

VENTOPEDIC PALM PROTECTOR 🍁

Provides immediate cushioning support and moisture control inside the hand. Adjustable strap. Right or left hand. Refer to size chart below.

HAND	XSMALL	SMALL	MEDIUM
RIGHT	19N224XS PS-19N224XS	19N224S PS-19N224S	19N224M PS-19N224M
LEFT	19N225XS PS-19N225XS	19N225S PS-19N225S	19N225M PS-19N225M

SIZE CHART	KNUCKLE TO KNUCKLE
X-SMALL	2.5" - 3" (6.4 - 7.6cm)
SMALL	3" - 4" (7.6 - 10cm)
MEDIUM	4" - 5" (10 - 12.7cm)



VENTOPEDIC PREMIUM PALM PROTECTOR

Recommended for treatment of contracted hand. Adjustable straps. Right or left hand. Refer to size chart below.

HAND	SMALL	MEDIUM
RIGHT	19N117S PS-19N117S	19N117M PS-19N117M
LEFT	19N118S PS-19N118S	19N118M PS-19N118M

SIZE CHART	KNUCKLE TO KNUCKLE	DIAMETER	LENGTH
SMALL	3" - 4" (7.6 - 10cm)	¾" (1.9cm)	4" (10cm)
MEDIUM	4" - 5" (10 - 12.7cm)	1" (2.5cm)	4" (10cm)

VENTOPEDIC PREMIUM PALM PROTECTOR WITH FINGER SPACERS

Cushioning support and moisture control inside the hand and between the fingers. Prevents finger contractures and skin breakdown. Adjustable strap. Right or left hand. Refer to size chart above.

HAND	X-SMALL	SMALL	MEDIUM
RIGHT	19N119XS PS-19N119XS	19N119S PS-19N119S	19N119M PS-19N119M
LEFT	N/A	19N120S PS-19N120S	19N120M PS-19N120M

VENTOPEDIC HAND ORTHOSIS

Product is shaped in the form of a cylinder and will prevent the hand from closing completely thereby improving flexion contractures. Adjustable strap allows product to remain in position. Fits right or left hand.

ITEM #	SIZE	CYLINDER CIRCUMFERENCE	CYLINDER DIAMETER	CYLINDER LENGTH
19N222XS PS-19N222XS	X-SMALL	3½" (8.9cm)	1" (2.5cm)	4" (10.2cm)
19N222S PS-19N222S	SMALL	4½" (11.4cm)	1" (2.5cm)	4" (10.2cm)
19N222M PS-19N222M	MEDIUM	5½" (14cm)	1½" (3.8cm)	4½" (11.4cm)
19N222L PS-19N222L	LARGE	6" (15.2cm)	2" (5cm)	5" (12.7cm)



Comfort Cushions

PROTECTIVE CHAIR PAD 🇨🇦

Poly/cotton top surface with poly/rayon soaker for maximum absorbency plus waterproof vinyl-backed polyester backing. 18" x 24" (46 x 61cm).

19N025A [PS-19N025A](#)



BONE PILLOW 🇨🇦

The Bone Pillow is versatile: as a neck and head support for correct sleeping posture; as a knee pillow to relieve stress and strain on the lower back, knees and ankles; and as a lumbar support. Bone/peanut shape maintains lower extremities and spine in correct alignment when used as a knee support. Features a soft fiberfill and cloth covering. 16" (41cm) long, maximum diameter of 8" (20cm).

18H068 [PS-18H068](#)

JUMBO BONE PILLOW 🇨🇦

A larger version of our regular Bone Pillow (shown above). Upholstered in attractive prints. Polyester fibre fill. Size: 30" (76cm) long, 14" (36cm) high ends, 10" (26cm) dia. centre.


18H068-2 [PS-18H0682](#)



INVALID CUSHION 🇨🇦

A polyurethane foam cushion with an oval cut out, complete with cover. Increased air circulation aids in the prevention of tissue trauma and skin breakdown by reduction of pressure in contact with firm seating surface. Size 16" x 16" x 3" (41 x 41 x 8cm).

18H030A [PS-18H030A](#)



Comfort Wedges

MINI COMFORT WEDGES 🇨🇦

These small wedges are very handy for adding comfort to a variety of situations. They add a little extra support to your back or neck when seated in your favorite chair or your car. Place one on the floor for a footrest. Use it as a support under your knees when lying on your back, or between the knees when lying on your side or arm support. Choose between a poly-cotton cover or a synthetic fleece cover. The fleece cover gives a feeling of warmth and comfort. The fleece is washable, do not put in dryer, brush when dry to fluff it back up. Size: 11" x 11" x 3½" high (26 x 26 x 9cm).

- | | | |
|----------|----------------------------|----------------------------------|
| 18H070-1 | PS-18H0701 | Comfort Wedge, Poly/Cotton Cover |
| 18H070-2 | PS-18H0702 | Comfort Wedge, Fleece Cover |

BED WEDGES 🇨🇦

Offered with removable covers in White or Grey. Designed for patients who need head, back, or leg elevation, they eliminate the hassle of stacking or adjusting shifting pillows. Provides comfort for patients suffering from respiratory ailments, leg, ankle or foot discomfort. 24" x 24" (61 x 61cm).

- | | | |
|---------|----------------------------|-----------------------------------|
| 18H020A | PS-18H020A | White, 7" (18cm) High, 16° angle |
| 18H022A | PS-18H022A | White, 10" (25cm) High, 23° angle |
| 18H024A | PS-18H024A | White, 12" (30cm) High, 27° angle |
| 18H021A | PS-18H021A | Grey, 7" (18cm) High, 16° angle |
| 18H023A | PS-18H023A | Grey, 10" (25cm) High, 23° angle |
| 18H025A | PS-18H025A | Grey, 12" (30cm) High, 27° angle |



Over Bed Tables

STANDARD OVER BED TABLE 🇨🇦

This over bed table is finished in a laminate for ease of cleaning. The large top section tilts and has a ledge to stop items from sliding off. The steel frame is mounted on casters. The "H" shaped base allows only partial wheelchair access. Table top size 15 x 32 inch (38 x 81cm). The non tilting side plate is 8 x 15 inch (20 x 38cm). The height adjusts from 28 to 46 inch (70 to 115cm). Weight capacity of top section is 10 lbs (4.5kg). Base height is 4 inches (10cm). Colour of the laminate may vary. Some assembly required.

- 20H001 [PS-20H001](#)



Bedroom Safety

WAVERAIL - BEDSIDE ASSIST HANDRAIL 🇨🇦

Easy to use and comes with a convenient storage pouch. Easy assembly - For home and travel. Contoured padded handrail (contains no latex). Helps you sit up, reposition, balance, stand or transfer. Similar to other bedrails in its class. Fits all bed widths: single to king, with safety straps included. Adjustable to two heights: For standard size mattress, height from top of box spring : 15" (38cm); For pillow-top mattress, height from top of box spring: 20.5" (52cm). Width: 18" (46cm); Length under mattress: 31.5" (80cm). Maximum weight capacity: 300 lbs. (136kg).

16H289 [PS-16H289](#)



HOME STYLE ARCORAIL

Arcorail now includes an improved hand rail section offering two handle heights. The Arcorail system offers mobility, support, security and convenience. It is the perfect bed accessory for getting in and out of bed and repositioning while in bed. No tools are necessary to attach Arcorail to the bed. It is lightweight, yet strong and sturdy! The height is easily adjusted and the bed can be made with the rail in place. The Arcorail handle rotates 360°. Fits standard or pillow top mattresses in king, queen, double, single and twin beds with angle iron frames.

16H400A [PS-16H400A](#)



Weight capacity: 300 lbs. (136kg)

Bedroom Accessories

BED LADDERS

A bed ladder is a simple self help device which assists a person with poor muscle tone to raise themselves up in bed.

ALL WEBBING LADDER 🇨🇦

Made of 2" (5cm) webbing with loops every 7½" (19cm). Overall length is 60" (152cm). One end loops over the bed post or around the bed leg.

16H021 [PS-16H021](#)

BED LADDER, 48", ACRYLIC RUNGS 🇨🇦


Made with four easy-to-clean, clear acrylic rungs that are ¾" (1.9cm) thick, 8" (20cm) long and spaced 7" (18cm) apart. Place the nylon loop around the bed post or bed leg and the user can easily pull themselves upright without assistance. Overall length is 48" (122cm).

16H022-1 [PS-16H0221](#)

BED LADDER, 72", ACRYLIC RUNGS 🇨🇦

Same as above but has five acrylic rungs and an overall length of 72" (180cm) which is beneficial when fitting modern thicker mattresses.

16H023-1 [PS-16H0231](#)



SOFT LANDING MAT

PARSONS SOFT LANDING MAT 🇨🇦

Greatly reduce the danger of injury if a patient falls out of bed. This 2" (5cm) thick pad will soften the fall. The mat folds in the middle for easy storage and has carry handles. The front edge is tapered to allow a wheelchair to ride onto the mat and to reduce the danger of people tripping on it. Durable vinyl cover for easy cleaning. Anti-slip base. Hook and loop fasteners are provided for attaching to the bed legs. Measures 30" x 72" x 2" (76 x 183 x 5cm). Weighs 7.8 lbs. (3.5kg).

15E083A [PS-15E083A](#)



A BED RAIL BUMPER PADS 🇨🇦

Designed to reduce the risk of pressure sores, bumps and bruises for the bed ridden patient. These pads are made of 1" thick flame retardant foam, covered in anti-microbial, flame retardant vinyl. They use hook & loop fastener for convenient attachment and maintenance. New full top flap design helps prevent the pad from slipping to the end of the bed rail. All sizes are 14" (36cm) high. Sold in pairs.

18H010	PS-18H010	36" Pads (91cm)
18H011	PS-18H011	48" Pads (122cm)
18H012	PS-18H012	62" Pads (158cm)
18H013	PS-18H013	72" Pads (183cm)



B BED BLANKET SUPPORT 🇨🇦

The bed blanket support eliminates the weight of blankets on feet and ankles. Tucks easily under the mattress. Strong tubular, one piece steel frame 3/4" (2cm) diameter. Durable white epoxy finish. 15"H x 19"W x 10"D (38 x 48 x 25cm). Weighs 2.5 lbs. (1.1kg).

16H193 [PS-16H193](#)



C BED BLANKET SUPPORT, TAKE DOWN 🇨🇦

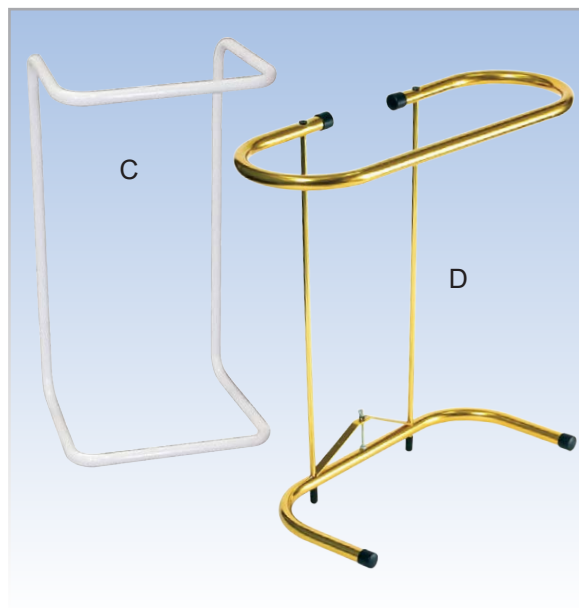
Take down blanket support has a four (4) piece steel frame 3/4" (2cm) diameter and extra height for higher blanket support. Durable white epoxy finish. 21 1/2" H x 14" W x 12" D (55 x 36 x 30cm). Weighs 3.8 lbs. (1.8kg).

16H193-2 [PS-16H1932](#)

D DELUXE ADJUSTABLE BLANKET SUPPORT

An attractive lightweight aluminum blanket support with a bronze finish. The support frame adjusts up to 23" (58cm). Just insert the base between the box spring and mattress. Does not fold flat.

16H300A [PS-16H300A](#)



Stocking Aids

If you cannot reach your socks or stockings to pull them up, then this is the answer. A sock or stocking is pulled over the flexible blade, then insert your foot and pull on the straps to bring the sock over the heel and up the leg. A little talcum powder lets your heel slide more easily on some stocking aids.

STANDARD STOCKING AID 🇨🇦

A flexible sock aid with nylon webbing straps. Curved shape holds stocking on the aid while pulling it up your leg.

16D005 [PS-16D005](#)



DELUXE RIGID SOCK AID 🇨🇦

Helps put on socks, stockings and compression stockings without bending. Made of formed ABS plastic that holds its shape and has soft foam grip handles with braided cords which may be cut and retied to adjust the length, makes it easy to use.

16D037A [PS-16D037A](#)



FOLDING STOCKING AID 🇨🇦

A revolutionary stocking aid with features intended to overcome the shortcomings of older models. Moulded into the blade are two hinges, which allow the side wings to fold, combining the benefits of both a flat stocking aid (easy to store) and a hard gutter shape (easy to use). With both wings folded, it is extremely easy to slide the stocking aid into the stocking. Then the wings are folded open to form a tunnel making it easy to slide the stocking over your foot. Large hook areas grip the stocking as it is being pulled up the leg. The centre panel has raised pebbled slide strips to reduce the friction of your bare heel on the plastic. A large perimeter bead protects stockings from snagging and runs. Wide web straps are easy on hands. The tip acts as a long shoehorn to reduce bending when putting your shoes on.

16D030 [PS-16D030](#)



TERRY COVERED STOCKING AID 🇨🇦

Slits in the plastic core allow bending around the heel. Blue nylon inside reduces friction and outside terry covering holds sock or stocking firmly until it is on. Two pull straps with hand loops permit one handed application. Washable.

16D006 [PS-16D006](#)



Stocking Aids

SOCK HORSE / SOCK AID

Helps you put on your socks quickly and easily. Easiest and fastest sock tool on the market. Extra-long handle with ribbed thumb grips and ergonomic hand contour. Doesn't stretch out socks – just the top of the sock goes on the grips. Two tools in one – the bottom guides can be used as a long-handled shoehorn. Suitable for use with most types of men's and women's socks. Measures 18" (45.7cm) long.

16D008A [PS-16D008A](#)



COMPRESSION STOCKING AID 🇨🇦

Designed to take the struggle out of putting on compression stockings. Made of steel with smooth plastic coating. Convenient handles greatly assist in pulling the stocking up. Simply stretch the stocking over the column, insert toes and pull up with a continuous motion. Stocking Aids reduce bending and increase independence while dressing. Inside column width is 4" (10cm).


16D029 [PS-16D029](#)



PARSONS "EXTRA" COMPRESSION STOCKING AID 🇨🇦

All the benefits of our 16D029 Compression Stocking Aid plus: an extra 3" (7.6cm) handle height for an overall height of 17" (43.2cm) to further reduce the bending required to pull up your hosiery. An extra 10° angle of inside column to further assist the placing of your foot into the stocking. The inside column width has been increased to 5" (12.7cm) to for users with wider calves.

16D027 [PS-16D027](#)



HEAVY DUTY LEG LIFT STRAP 🔄🇨🇦

A simple and practical way to lift a leg onto a bed or a wheelchair footrest. A 35" (89cm) long strap with a loop at each end. One loop is placed over the wrist and the other end is placed over the foot or cast. The centre section has a rigid aluminum slat inside. Made of 2" (5cm) wide webbing for comfort. 6½" (16.5cm) loops. Latex free.

16D045 [PS-16D045](#)



BENDABLE LEG LIFT STRAP 🔄

This 42" (105cm) leg lifter is made of heavy duty reinforced nylon webbing with an aluminum rod to help place the loop over the foot. The loop bends to accommodate any size cast or foot. Great for patients recovering from surgery, back problems or weak hip flexors.

16D039A [PS-16D039A](#)



ELASTIC SHOE LACES 🔄

These elastic laces allow shoes to be pre-tied and then slipped on or off easily. They also allow tired feet to swell without restricting circulation. 2 pair / pkg. Recognized by the Canadian Association of Occupational Therapists.

 **LATEX**

18" (46cm)	16D002 PS-16D002	Black	16D042 PS-16D042	White	16D032 PS-16D032	Brown
24" (61cm)	16D003 PS-16D003	Black	16D043 PS-16D043	White	16D033 PS-16D033	Brown
30" (76cm)	16D004 PS-16D004	Black	16D044 PS-16D044	White	16D034 PS-16D034	Brown
37" (94cm)	16D004-1 PS-16D0041	Black	16D044-1 PS-16D0441	White		

SHOE REMOVER, PLASTIC 🔄

Facilitates easy shoe removal without bending over. Also keeps hands off dirty boots. For added help with lace up or tight shoes, we suggest a long shoe horn and elastic shoe laces.

16D015A [PS-16D015A](#)



Shoe Horns & Dressing Sticks

A DRESSING STICK 🌀

The push/pull hook on one end is helpful with many articles of clothing. The other end has a zipper pull. 24" (61cm) wooden shaft.

16D013 [PS-16D013](#)

B DELUXE SHOE HORN 🌀

Shoe horn mounted on a flexible spring which ensures that no matter what angle the shoe horn is held the foot can easily slip into the shoe. 24" (61cm) long.

16D016 [PS-16D016](#)

C METAL SHOE HORN 🌀

A one piece white epoxy coated steel shoe horn 24" (61cm) long with a handy hang up hole.

16D018 [PS-16D018](#)

D PLASTIC SHOE HORN 🌀

Strong flexible plastic shoe horn 24" (61cm) long with a handy hang up hole. Latex free. Blue.

16D019-1 [PS-16D0191](#)

E DRESS EZ

Designed with a high strength plastic push-pull S-hook at one end and a long handled shoe horn at the other end. A large comfortable foam grip covers the entire handle. 30" (76cm) length.

16D060 [PS-16D060](#)

Post Operation Kit



HIP / KNEE REPLACEMENT KIT 🌀

Six dressing, bathing and household items to assist recovering hip or knee replacement patients. All items help reduce stress on knees or hips. An ideal money saver as well as providing all the necessary equipment to make recovery as comfortable as possible. Great savings when compared to buying items individually.

16D500 [PS-16D500](#)

This kit includes:

Folding Stocking Aid
Black Elastic Shoe Laces
32" (81cm) Econo Reacher
21" (53cm) Long Handled Sponge
24" (61cm) Plastic Shoe Horn
Bendable Leg Lift Strap

Note: No substitution of items in kits. Items in this kit are also sold separately.

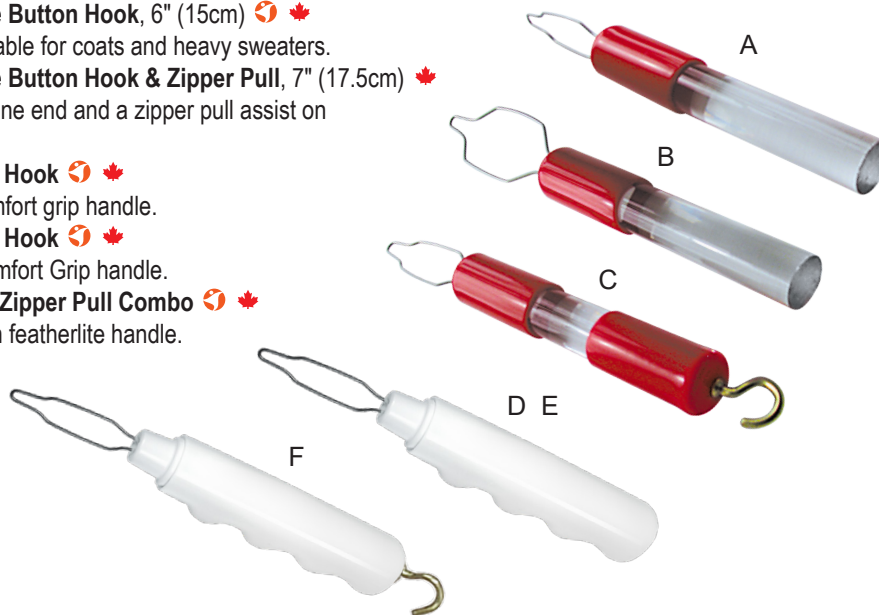


Button Hooks

Button Hooks enable the person with poor dexterity or only one hand to do up buttons.

Easy to clean acrylic button hooks with red ends to assist vision. All are designed to fit easily in purse or pocket.

- A 16D022-1 [PS-16D0221](#) **Acrylic Handle Button Hook, 6" (15cm)** 🇨🇦
Small loop suitable for shirts and blouses.
- B 16D023-1 [PS-16D0231](#) **Acrylic Handle Button Hook, 6" (15cm)** 🇨🇦
Large loop suitable for coats and heavy sweaters.
- C 16D022ZP [PS-16D022ZP](#) **Acrylic Handle Button Hook & Zipper Pull, 7" (17.5cm)** 🇨🇦
Small loop on one end and a zipper pull assist on the other end.
- D 16D020 [PS-16D020](#) **Deluxe Button Hook** 🇨🇦
Small loop, comfort grip handle.
- E 16D021 [PS-16D021](#) **Deluxe Button Hook** 🇨🇦
Large loop, Comfort Grip handle.
- F 16D024 [PS-16D024](#) **Button Hook / Zipper Pull Combo** 🇨🇦
Small loop, with featherlite handle.



Zipper Pulls

ZIPPER PULL TABS 🇨🇦

Large plastic snap on zipper tabs make pulling zippers easier. 6 /pkg.

16D014 [PS-16D014](#)

COMFORT GRIP ZIPPER PULL 🇨🇦

Enables people with poor dexterity to hook and pull zippers independently. Finger bump grip provides extra gripping ability for weak hands.

16D011 [PS-16D011](#)



BUCKINGHAM BRA-ANGEL

Women of all ages with upper limb restrictions may find it difficult to put on a brassiere independently. The simple-to-use Bra-Angel holds one end of the brassiere securely while the other end is brought around the body. Especially useful for those with the use of only one arm. Works with most brassiere types and is easily adjusted for size. Its telescopic action also allows it to be shortened for storage and travelling. Latex free. Patents pending.

16D061A [PS-16D061A](#)



A LOOFAH BACK BRUSH

This back scrubber is similar to 16B121 but has a natural loofah pad instead of bristles. Loofah pad can be removed and hand held. Length 16½" (42cm).

16B120 [PS-16B120](#)

B SCRUB BRUSH

A natural bristle back scrub brush with wooden handle. Brush may be removed from the handle and used as a massage brush or a hand held scrub brush. Length 16.5" (42cm).

16B121 [PS-16B121](#)

C PARSONS LONG HANDLED SPONGE

A colourful rectangular sponge mounted on a lightweight epoxy coated aluminum handle. Vinyl hand grip reduces slipping from wet hands. Length 21" (53cm).

16B122 [PS-16B122](#)

D PLASTIC HANDLED BATH SPONGE

A double sided, double textured, blue sponge. Long white curved handle. Large hanging hole also serves as a convenient hand grip. Length 19" (48cm).

16B123 [PS-16B123](#)

E PARSONS DELUXE BATH SPONGE

This deluxe sponge has the same helpful angle as 16B122 combined with a clear acrylic rod for reduced weight. Soft foam handle that retains its grip even when wet and soapy. Length is 20" (51cm). Recognized by the Canadian Association of Occupational Therapists.

16B160 [PS-16B160](#)

F EXTRA LONG HANDLED SPONGE

Take the stretch and bend out of household cleaning with this extra long handled sponge. The sponge is mounted on a stiff yet lightweight white aluminum shaft. 30" (76cm) long.

16B125 [PS-16B125](#)

G PARSONS WASH MITT, ELASTIC CUFF

Non allergenic white terry cloth wash mitt with elastic wrist and a soap pocket. Loop for hanging or can be pulled on with teeth for one handed washing. Fits either hand.

16G010 [PS-16G010](#)

H PARSONS BACK SCRUBBER

Multi-layered pad of white non-allergenic terry cloth with hand loops on each end. Makes back scrubbing easy. 4" x 15" (10 x 38cm) with two 15" (38cm) long straps.

16G012 [PS-16G012](#)



FOOT BRUSH 🛠️

If you have trouble reaching your feet during bathing a foot brush is very helpful. The overall length is 25" (64cm), which makes it easy to scrub your feet. The replaceable tip is good for washing or drying between the toes. Ideal for diabetics whose feet are particularly susceptible to ulceration and infection because of a loss of sensation. Lightweight, 8oz (230 grams) with a slight curve to the handle to make it easy to use.

16G017A [PS-16G017A](#)



REPLACEMENT SPONGE TIP 🛠️


Snap-in sponge for use with shown above.

16G017-1 [PS-16G0171](#)

NO-SLIP SAFETY STRIPS 🛠️

These textured strips are excellent to prevent you from slipping in either bare feet or shoes. Use them in the tub or shower, around a pool or on wheelchair foot plates. White, 6 strips per pkg. Size $\frac{3}{4}$ " x 17" (2 x 43cm). No Latex.

16B085 [PS-16B085](#)



RUBBER BATH MAT 🛠️

A basic item for bathroom safety is a slip resistant bath mat. This full length mat provides safety for the whole length of the tub plus added comfort for those who like to lie down and take a bath. The colour is off white. Size: 16" x 41" (41 x 104cm). No latex.

16B084 [PS-16B084](#)

ANTI SLIP TUB STRIPS 🛠️

Available on a roll, the white self adhesive strips designed for wet areas can be applied to bathtubs, shower trays, floors and any surface that is frequently wet. It is used to provide grip, particularly for bare feet and where safety is an issue in the bathroom and change rooms where floors and surfaces are slippery. These easy to apply self adhesive strips provide a long lasting anti-slip solution in homes, care homes and public and clinical environments. Individual strips on the roll measure 8 in (20 cm) long x 0.75 in (1.9 cm) wide.

16B087 [PS-16B087](#)



Bath Cushion

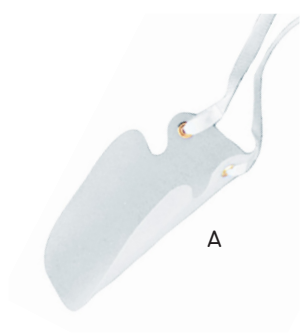
INFLATABLE BATH CUSHION 🌀

Here is a great little luxury item for the bath tub. Great for young and old alike. This pillow has a bonded terry cloth cover for added comfort. Inflate it to your personal preference of firmness. Has a central indentation to help cradle your head. It has four suction cups to stick to the wall or tub. Size 16" wide x 14" x 3" (41 x 36 x 8cm).

18H005 [PS-18H005](#)




Diabetics Products



A



B



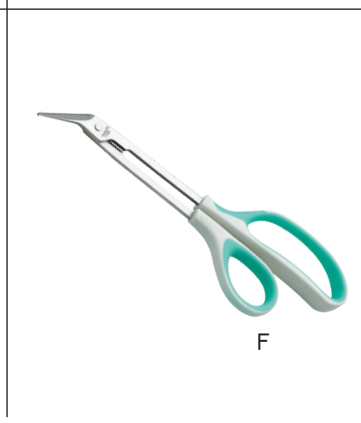
C



D



E



F



G



H

ITEM	DESCRIPTION	PAGE
A 16D005 PS-16D005	Stocking Aid	43
B 16D015A PS-16D015A	Shoe Remover	45
C 16D037A PS-16D037A	Parsons Extra Stocking Aid	44
D 16D027 PS-16D027	Folding Stocking Aid	43

ITEM	DESCRIPTION	PAGE
E 16D030 PS-16D030	Deluxe Rigid Sock Aid	43
F 16D015A PS-16D015A	Long Reach Toe Nail Cutter	52
G 16G017A PS-16D017A	Foot Brush	49
H 16H030 PS-16H030	Full Page Magnifier	8



Grooming Aids



LOTION APPLICATOR 🇨🇦

The easy way to apply lotion or bath gel to your back without squirming and twisting. Fill the 19 floating balls applicator with gel and use the 17½" (44cm) length to distribute the gel where needed. A cover is provided to protect the gel from spilling between uses.

16G030A [PS-16G030A](#)

A DELUXE DENTURE BRUSH 🇨🇦

A two sided denture brush mounted securely on 4 suction cups to allow one handed cleaning of dentures.

16G005 [PS-16G005](#)

B ECONO DENTURE BRUSH 🇨🇦

Economy denture brush mounted on 2 suction cups for positioning on the inside wall of the sink.

16G009 [PS-16G009](#)



LADY'S EXTENSION RAZOR HOLDER 🇨🇦

Lady's extension razor holder is designed to hold either an electric or a safety razor. This handy aid will assist a person to shave their legs if they have a hard time reaching down. Useful during pregnancy, after a hip operation, etc. May be useful for extending the reach of other tools as well, such as dusters, paint brushes, etc. Length: 20" (51cm).

16G022A [PS-16G022A](#)

FOAM GRIP EXTENSION RAZOR HOLDER 🇨🇦

This product offers the same benefits as above with the added benefit of a soft foam grip that retains its grip even when wet. Length: 20" (51cm).

16G022-1 [PS-16G0221](#)



* Note: Razors not included



A PARSONS NAIL CARE SET 🇨🇦

A larger nail clipper with emery boards to assist those who may have difficulty with the smaller nail clipper. The emery board is held in place with a spring clip and non-slip pads hold the Lexan base in place to facilitate one hand usage. Two emery boards are included with each set. Base measures 4" x 2¾" (10 x 7cm).

16G015-1 [PS-16G0151](#)

B NAIL CLIPPER AND SANDER 🇨🇦

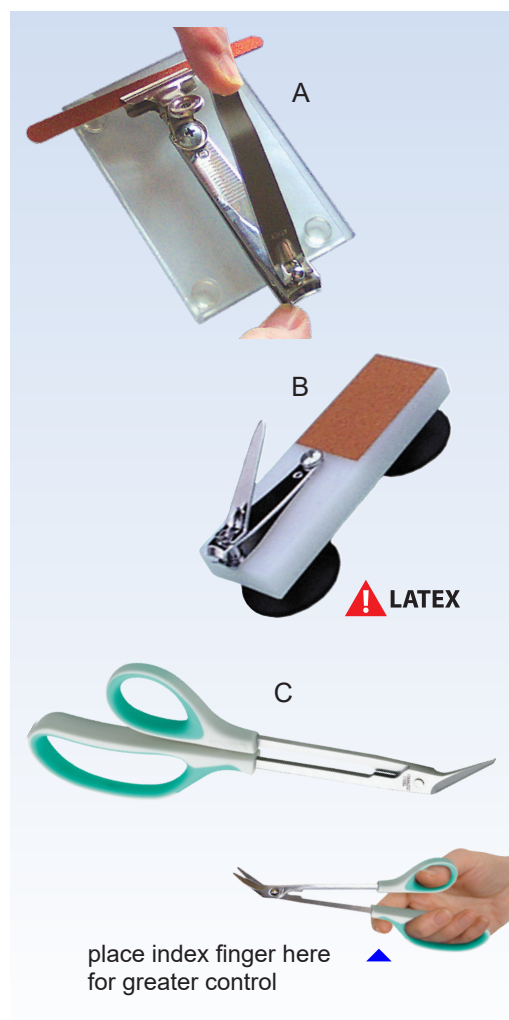
Ideal for individuals with limited hand strength or coordination difficulties, this device combines a nail clipper and rectangular emery board. Two suction cups ensure the unit stays securely in place during use.

16G015 [PS-16G015](#)

C LONG REACH TOE NAIL SCISSORS 🇨🇦

Long Reach Toe Nail Scissors have been ergonomically designed to assist those who have difficulty in bending down to cut their toe nails. The cutting head is angled at 45 degrees to give a more comfortable cutting position, and one blade is slightly serrated to prevent slipping. The long loop handle enables the whole strength of the hand to be used. Overall length 8" (20cm).

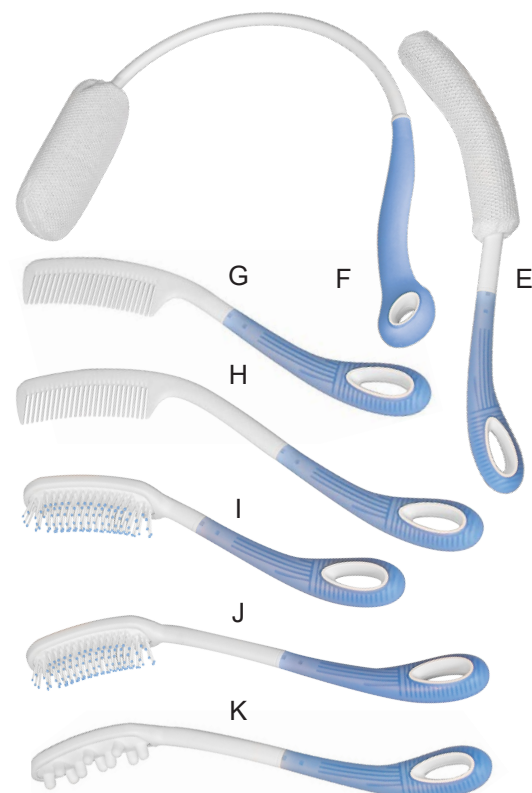
16G014A [PS-16G014A](#)



Beauty Line 🇨🇦

The Beauty line of accessories are carefully balanced to give full action power with minimum stress on joints and muscles. They are also manufactured in a single, very light material, polypropylene, which makes the accessories easy to recycle when they are worn out. Other products may be balanced when dry, but become heavy and unbalanced when they absorb water. That's why the Beauty sponges have been designed with a special material which washes effectively without absorbing water. They can be machine-washed at 140°F (60°C). Handles are ergonomically designed to lie against the whole hand. The rubber-like surface prevents the accessory from slipping out of the hand. The overall length of short handled products is 11½" (29.3cm), while the long handled length is 14¼" (36.4cm). The Beauty Wash Cloths have detachable washcloths which makes them easy to clean.

E	16G054A	Body Wash Cloth	I	16G052A	Brush, Short
	PS-16G054A			PS-16G052A	
F	16G055A	Back Wash Cloth	J	16G053A	Brush, Long
	PS-16G055A			PS-16G053A	
G	16G050A	Comb, Short	K	16G056A	Hair Washer
	PS-16G050A			PS-16G056A	
H	16G051A	Comb, Long			
	PS-16G051A				



Adjustable Shower Seats

Our adjustable shower seats provide a stable and comfortable seating option for safer bathing. Designed for convenience, they feature a durable, easy-to-clean surface with drainage holes to prevent water buildup. Sturdy legs with non-slip rubber feet enhance stability, while the adjustable height accommodates different user needs.

A PARSONS SHOWER SEAT

The Parsons Shower Seat offers a sturdy and non-slip design, while the easy-to-clean surface and drainage holes help prevent water buildup. The compact design makes it a great option for various bathroom spaces.

1460 [PS-1460](#)

- Adjustable seat height: 14" to 20" (35 to 50cm)
- Max. weight capacity: 250 lbs (113.4kg)




B PARSONS SHOWER SEAT WITH BACKREST AND RED HANDLE

This version of the Parsons Shower Seat includes a supportive backrest and a red safety handle for added stability and ease of use. The ergonomic design provides extra comfort, while the sturdy, non-slip construction enhances safety during bathing.

1465H [PS-1465H](#)

- Adjustable seat height: 15" to 21" (38 to 53.3cm)
- Max. weight capacity: 250 lbs (113.4kg)



C PARSONS RED HANDLE

Handle inner width: 6.5" (16.3cm). Plastic. Red only. Can be added to 1460 and 1465H shower seats.

1463 [PS-1463](#)

D PARSONS TRANSFER BENCH WITH BACKREST

This modular transfer bench is designed to provide a safe and stable way to enter and exit the bathtub. The removable transfer seat allows for easy positioning and enables the shower curtain or door to close when not in use. With adjustable height settings and a sturdy, non-slip design, this bench offers both comfort and security for users with limited mobility.

1475 [PS-1475](#)

- Adjustable seat height: 15" to 21" (38 to 53.3cm)
- Max. weight capacity: 250 lbs (113.4kg)



E PARSONS SUCTION TIPS

Rubber suction cup replacement tips. Diameter: 1-1/8" (2.9cm). Sold individually.

3691 [PS-3691](#)

REMOVABLE SEAT
ALLOWS SHOWER CURTAIN
OR DOOR TO CLOSE



SWIVEL SHOWER SEAT 🔄

This bath stool is designed to provide greater mobility and convenience while bathing. The rotating seat allows for easy movement, while the height-adjustable aluminum legs with suction tips ensure stability. The round plastic seat features five drainage holes for quick drying and easy cleaning, and the soft seat pad enhances comfort while turning.

16B104A [PS-16B104A](#)

- Adjustable height: 18" - 25" (45.7 - 63.5 cm)
- Maximum weight capacity: 275 lbs (125 kg)



Hair Wash Accessories

COMFORT HAIR WASH TRAY 🔄

This plastic tray mounts on the shoulders and is held in place via a 35" (89cm) strap which hangs in front of the user for them to hold. It can be used in any home sink, bathroom or kitchen, or with any shampoo basin. The 5" (13cm) wide curved neck rest provides a comfortable support. Water poured on the hair drains into the sink or basin. The tray is 17¾" (45cm) long x 13" (33cm) wide with 1½" (4cm) high sides.

16B096A [PS-16B096A](#)



COMFORT WASH - INFLATABLE SHAMPOO BASIN 🔄

Inflatable basin makes it possible to wash a person's hair without removing them from bed. The patient's neck and shoulders are cushioned in the inflatable rings. Handy for home or institutional use. Inflates by mouth or air pump. Heavy duty vinyl. Inflates to 28" wide x 24" long x 6" deep (71 x 61 x 15cm). Includes 4' (122cm) drain hose, plug and instructions.

16B098A [PS-16B098A](#)



BATH BOARDS

MERMAID BATH BOARD WITH HANDLE 🔄

The "Mermaid" Bath Board adjusts easily from 17¾" to 28" (45 to 71cm) to fit most bathtubs. It has a wide comfortable contoured seating area which makes it easier and safer to turn and move on the board while getting in and out of the tub. The textured surface is slip resistant and there are drain holes to help keep water off the seating area. There is a built in soap dish. The total plastic construction is corrosion free and easily cleaned. Anti-slip rubber pads improve the safety and protect the tub surface. Comes complete with safety handle. Adjusts and assembles easily, no tools required, instructions included. Weight capacity: 250 lbs. (114kg).

Size 31" x 14" x 1½" (78 x 36 x 4cm).

16B067A [PS-16B067A](#)



Shower Heads

SHOWER HEAD

Hand held shower head with push button control, wall bracket and mounting screws. Extra long 84" (2.1m) flex hose allows showering or hair washing from a seated position. The hose screws into existing shower head. Includes diverter valve to allow use of original shower head.

16B005A [PS-16B005A](#)

DIVERTER VALVE, WHITE

Non-corrosive construction, diverts water from the shower head to a shower hose. Replacement diverter for 16B005A above.

16B105A [PS-16B105A](#)

ADJUSTABLE WALL BAR SHOWER SET

This shower head with its extra long 84" (2.1m) flex hose is especially designed for use when the bather is sitting on a shower chair or is reclining in the tub. The diverter valve allows the water flow to be directed to either the original shower head for taking standing showers, or to the hose for seated showers. Water temperature may be tested before directing the spray towards the bather. The on/off switch on the shower head allows water flow to be safely turned off from a seated position. The wall bar bracket will instantly adjust the shower height at the push of a button. A convenient soap dish is provided. Comes in attractive retail packaging.

16B008 [PS-16B008](#)

SUCTION TUB BARS

Enter and exit a wet, slippery tub safely and with confidence. These tub bars attach with unique dual suction cups that are easy to attach, remove or relocate by using the flip-up release tabs. A red/green indicator signals when the adherence of the bar needs to be reset for your greater safety. Overall width is 3 $\frac{3}{4}$ " (9.5cm). Opening is 2" (5cm) high.

16B202A [PS-16B202A](#) 12" (30cm) Length Overall

16B203A [PS-16B203A](#) 24" (61cm) Length Overall

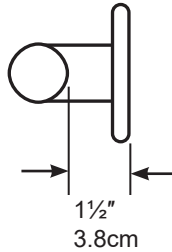
CAUTION: Suction Bars are to be used as a balance assist only, NOT for body weight leverage.



Parsons Grab Bars

Made of 1" diameter x .049 wall steel tubing. The 11 gauge flange is securely silver soldered to the bar. These chrome straight bars are knurled for a sure grip and triple plated for long lasting beauty. For added safety the bars are only 1½" (4cm) from the wall.

16B130A	PS-16B130A	12" Straight
16B131A	PS-16B131A	16" Straight
16B132A	PS-16B132A	18" Straight
16B134A	PS-16B134A	24" Straight
16B135A	PS-16B135A	32" Straight
16B136A-2	PS-16B136A2	16" x 24" Left Hand
16B138A-2	PS-16B138A2	16" x 24" Right Hand



These grab bars come in a variety of shapes and sizes to offer support and leverage in and around the bathroom. These steel grab bars feature a diamond knurl finish that provides a sure grip even when wet and a rust resistant, triple chrome-plated finish that ensures years of trouble-free use. These grab bars come complete with mounting hardware. Available in fixed and adjustable flange.

FLANGE STYLE

FIXED	ADJUST	SIZE	BEND
1000 PS-1000	1800 PS-1800	12" (30.5cm)	Straight
1005 PS-1005	1805 PS-1805	16" (40.6cm)	Straight
1010 PS-1010	1810 PS-1810	18" (45.7cm)	Straight
1015 PS-1015	1815 PS-1815	24" (61cm)	Straight
1020 PS-1020	1820 PS-1820	32" (81.3cm)	Straight
1025 PS-1025	1825 PS-1825	36" (91.4cm)	Straight



Bathtub Safety Rails

A BATHTUB SAFETY RAIL 🇨🇦

Steel with powder coated white finish. Handle width: 5.5" (13.75cm). Handle height: 15" (37.5cm). Adjustable clamp width: 3" to 6.5" (7.5 to 16.3cm). Weight capacity: 250 lbs. (113.4kg).
1250 [PS-1250](#)



B INVERSE BATHTUB SAFETY RAIL 🇨🇦

Steel with powder coated white finish. Handle width: 5.5" (13.75cm). Handle height: 15" (37.5cm). Adjustable clamp width: 3" to 6.5" (7.5 to 16.3cm). Weight capacity: 250 lbs. (113.4kg). Inverse handle position from item 1250 (above).
1255 [PS-1255](#)

BATH TUB GRAB BAR 🇨🇦

Features 1" (2.5cm) heavy gauge steel construction, powder coated to withstand corrosion. It has a rubber grip to lessen the threat of slipping when getting out of the tub. Non marring rubber pads protect the tub's finish. Overall height is 19" (47.5cm). Height over the tub is 14½" (37cm). Width is 7¾" (19cm). Clamp adjustment is 2¾" to 6½" (7 to 16cm). Weight capacity is 250 lbs. (114kg).
16B237A [PS-16B237A](#)



FOLDING SUPPORT RAIL 🇨🇦

This support rail folds against the wall when not in use. It provides a secure grip and the toilet paper holder is attached for convenience. Epoxy coated steel tube. Weight capacity: 200 lbs. (91kg). Rail length is 28" (71cm) x 1" (2.5cm) diameter.
16B244A [PS-16B244A](#)



CLIP-ON TOILET PAPER HOLDER 🇨🇦

Snap this paper holder on to the frame of a commode or handrail around an elevated toilet seat. May be locked in place with rubber retainer rings or left to snap on and off. Fits up to 1" (2.5cm) diameter rails.
16B080 [PS-16B080](#)



Rail not included.



Toilet Frames

PRIMA TOILET SUPPORT RAIL

Unique design that allows the frame to get even closer to the toilet pan. This helps to reduce the trip hazard which exists in most other toilet surrounds. Arms correctly positioned for support - designed to surround a toilet with two stable arms either side of the user to use for support. Users can adjust the frame height and width to best suit their needs. The slip resistant feet help keep it steady in use. Folded flat it is convenient to store or to take travelling. Easily assembled without the need for any tools. Weight capacity 190 kg (420 lbs).

16B247 [PS-16B247](#)



TOILET SAFETY RAIL 🇨🇦

Add extra support to a standard toilet with this anodized aluminum toilet safety frame. The frame attaches under the toilet seat using the hardware already mounted on your toilet. Adjustable height with a range from 25½" to 29½" (65 to 75cm). The inside arm width is adjustable ranging from 18" to 22" (46 to 56cm). The arms are held into the Arm Bracket (aluminum extruded bracket) by push button for easy installation and removal. The arm rests are moulded plastic for added comfort. Weight capacity: 250 lbs. (114kg).

16B242A [PS-16B242A](#)



Commode Assistance

RAISED TOILET SEAT WITH ARMRESTS, 5" (12.7cm) HEIGHT 🇨🇦

Manufactured under ISO9002, these raised toilet seats are made to the highest standards. They feature a front locking mechanism for easy installation and have a rear anchoring system for maximum stability. This model is equipped with comfortable padded arm supports well positioned to assist in lowering and rising. Seat dimensions: 16.5" x 15" (41.9 x 38cm). Width between the armrests: 19.5" (48.8cm). Weight capacity: 300 lbs. (136.1kg).

1645 [PS-1645](#)



HERDEGEN ADJUSTABLE COMMODE CHAIR

Modern design offers a high degree of comfort and hygiene. Powder coated structure with waterproof PVC covered upholsteries. Thickly padded seat is fully removable for easy cleaning. Width between arms is 20" (51cm). Seat is 17½" x 15¾" (44 x 40cm) with a 10¼" x 8¼" (26 x 21cm) oval hole. Overall size is 34" x 24" x 21¼" (86 x 61 x 54cm). Seat height is adjustable from 18" to 25" (46 to 64cm) from floor. Weight capacity: 286 lbs. (130kg).

16B040A [PS-16B040A](#)



Pail removes
from top or side

Bathroom Accessories

PARSONS CARRY BAG 🇨🇦 FOR RAISED TOILET SEATS

Take your 2" (5cm) or 4" (10cm) Parsons raised toilet seat with you. This carry bag is constructed of durable nylon that will hold your toilet seat even with the brackets left on. The bag measures: 17" (43cm) long x 17" (43cm) wide x 6" (15cm) deep. A carry handle is built-in for extra convenience. Can be cleaned by wiping with a damp cloth. Black only.

16B029 [PS-16B029](#)



P-GUARD

Soft plastic cup deflects urine down into the toilet bowl for neater toileting. The P-Guard fixes to the outside of the toilet bowl with an adhesive pad. It can also be securely screwed to the front of a raised toilet seat or commode chair. The P-Guard can be easily removed for positioning on the toilet or for cleaning. The flexible link allows the cup to be positioned for each individual.

16B078A [PS-16B078A](#)



COMMODE LINERS

Each package includes seven disposable liners. Each liner will hold up to 64 ounces of liquid and/or solid waste. Includes handy tie handles for easy removal. Package of 7.

16B024A [PS-16B024A](#)



BIG JOHN TOILET SEAT WITH LID

A new economical version of the Big John toilet seat. This is an ideal toilet seat for people who are large framed, senior citizens or the physically impaired. Stylish, ergonomic design has a more comfortable opening and a contoured sitting surface that is roomier than any other toilet seat on the market. Made from the highest-grade plastic, it offers long lasting durability as well as stain and chemical resistance. Fits on standard toilets, round or elongated. Durable, high impact ABS hinges. Stabilizing "synthetic rubber bumpers" that grip the porcelain, keeping the seat from shifting. Rated at 800 lbs. (364kg).

16B320A [PS-16B320A](#)

TOILEVATOR™

When life dictates the need for an elevated toilet seat, Toilevator™ provides a safe, economical and hygienic answer. The addition of the Toilevator™ elevates the toilet in a non-obtrusive, aesthetically pleasing manner which can be comfortably used by the whole family. The Toilevator™ is 12" x 24" (30 x 61cm) and will provide 3½" (9cm) of additional height to any standard 14" - 15" (35 - 38cm) tall toilet, round or elongated bowl. The Toilevator™ can be painted, by first providing an undercoat with "Preprite Anchor Bond". This undercoat is available wherever Sherwin Williams paint is sold.

Kit includes: Toilet spacer, soil pipe extension, 2 longer "T" closet bolts, 2 oval washers & caps, 4 hex nuts, 2 wax seals, flexible water supply line and instructions for installation. The Toilevator™ has a 500 lb. (227kg) maximum weight limit.

16B004A [PS-16B004A](#)

TOILEVATOR™ GRANDE

Same as above. 15¼" x 28¾" x 3½" (38 x 72 x 9cm)

16B325A [PS-16B325A](#)



Installation kit included



Raised Toilet Seats

PARSONS RAISED TOILET SEATS, no lids 🚽

Parsons 2" (5cm) and 4" (10cm) raised toilet seats (without lids) have a gently contoured design making getting on and off the toilet easier. The Parsons RTS have all sealed plastic construction to ensure easy cleaning, strength and durability. They feature large front and rear cutouts to facilitate personal cleansing. These Parsons RTS can be put in place and removed quickly through use of large adjustable brackets. Both are available in a retail box. Weight capacity: 420 lbs. (190kg).

16B025 [PS-16B025](#) 2" (5cm)
16B027 [PS-16B027](#) 4" (10cm)



REPLACEMENT BRACKETS, pair

Fits both Parsons Raised Toilet Seat 16B025 and 16B027.


16B026-1 [PS-16B0261](#)

CONTACT PLUS SOFT TOILET SEAT

A soft toilet seat for those that need relief from pain. Attaches to toilet bowls by compression, providing warm, soft, padded comfort. In most situations the existing toilet seat can be lifted and remain installed. "Contact" is pressed down and onto the bowl and easily lifts off again. 4½" (11cm) elevation. Supports 330 lbs. (150kg).

16B030A [PS-16B030A](#)

Section
Through
Seat



CONTACT PLUS SOFT TOILET SEAT (WITH LID)

Same as above with hinged, moulded plastic lid.

16B031A [PS-16B031A](#)



SAVANAH SEATS WITH FRONT AND REAR CUT OUTS

Contoured design increases user comfort. Smooth finish assists with transfer. Gentle forward slope makes getting on and off easier. Large front (4½" wide) and rear cut-outs provide for convenient personal hygiene. Deep splashguard minimizes soiling. Strong, lightweight plastic seat is warm to the touch. Fully sealed unit resists stains and odours.

All seats can be put in place and removed quickly. Large fluted adjustment brackets make fitting and removal quick and easy. 15¾" long x 16" wide (40 x 41cm). Supports up to 420 lbs. (191kg). Designed to fit most toilets.

The 2" (5cm) and 4" (10cm) Savanah seats are available with moulded plastic lids which greatly enhance the seat's appearance.

All Savanah seats secure to the toilet bowl with two strong, adjustable brackets on the sides and a lip bracket on the front. Bonded, slip resistant rubber buffers keep them firmly seated on the porcelain.



2" (5cm)

AA2112
AA2112L

PS-AA2112
PS-AA2112L

NO LID
WITH LID



4" (10cm)

AA2114Y
AA2114L

PS-AA2114Y
PS-AA2114L

NO LID
WITH LID

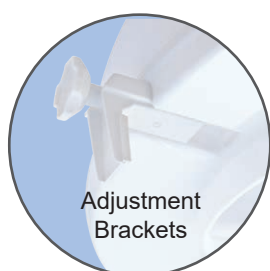


6" (15cm)

AA2116

PS-AA2116

NO LID



Adjustment
Brackets

REPLACEMENT ADJUSTMENT BRACKETS

Fits 2" (5cm), 4" (10cm) and 6" (15cm)
Savanah seats. 2/pkg.

08-163-2025 PS-081632



Raised Toilet Seats

RAISED TOILET SEAT, 5" (12.7cm) 🇨🇦

Manufactured under ISO9002, this raised toilet seat is made to the highest standards. Featuring a front locking mechanism for easy installation and a rear anchoring system for maximum stability. Seat dimensions: 16.5" x 15" (41.9 x 38cm). Weight capacity: 300 lbs. (136.1kg). White.

1640 [PS-1640](#)



ASHBY RAISED TOILET SEATS

These one-piece moulded raised toilet seats with antibacterial protection are designed to allow total immersion for cleaning. Available in three seat heights, they are easily fitted to a toilet in seconds. Removal is equally simple. The gently contoured seats are shaped to distribute a user's weight over a great area that will not only help to hold the occupant in position, but will also be durable enough to cope with the heaviest user. A wide frontal opening allows easy access for personal cleaning. Weight capacity: 420 lbs. (190kg).



- 1632 [PS-1632](#) 2" (5cm)
- 1634 [PS-1634](#) 4" (10cm)
- 1636 [PS-1636](#) 6" (15cm)



Toilet Aids

FREEDOM WAND PERSONAL HYGIENE & TOILET AID

Designed as a personal hygiene aid for toileting, applying ointment and bathing. Four extendable fingers can grip toilet paper, razor, or bath sponge. Push button extension tube can be easily removed as needed to shorten the length. Length is 14" with handle and grip; 21" with extension. Includes handle, extension, grip attachment and storage bag. Accessories not included.

- 16B089A [PS-16B089A](#) Freedom Wand
 - 16B089-1 [PS-16B0891](#) Freedom Wand 4" Extension
 - 16B089-2 [PS-16B0892](#) Freedom Wand Security Strap
- Grip shown not included.

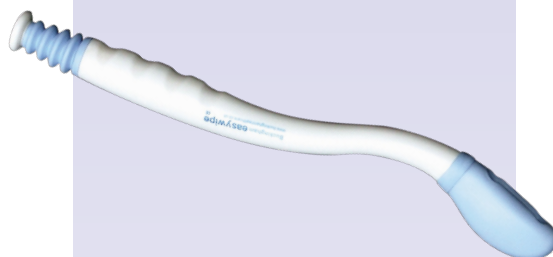
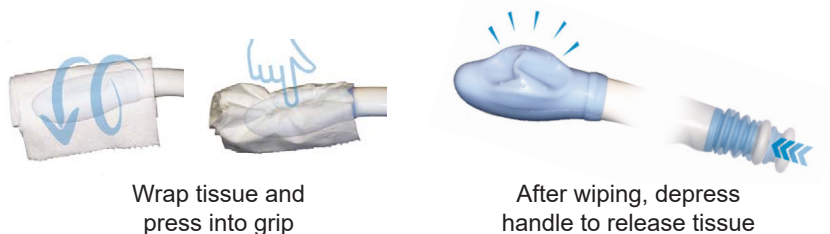


Toilet Aids

BUCKINGHAM EASYWIPE

A new, innovative design to ensure personal hygiene for those who find reaching difficult. Its research-led ergonomic shape helps those with limited dexterity. The rounded, soft and smooth design has a simple, uncomplicated mechanism which grips the toilet tissue firmly and releases it cleanly - no need to touch the tissue after wiping. Works equally well with toilet tissue or wet wipes. Simple to use and easy to clean. Carry case included. Latex free. Patents pending Overall length: 15" (38cm).

16B082A [PS-16B082A](#)



BUCKINGHAM POCKET EASYWIPE

An innovative design to ensure personal hygiene for those who find it difficult to reach. Its ergonomic shape helps those with limited dexterity. The rounded, soft and smooth design has a simple, uncomplicated mechanism which grips the toilet tissue firmly and releases it cleanly - no need to touch the tissue after wiping. Works equally well with toilet tissue or wet wipes. Simple to use and easy to clean. Carry case included. Latex free.

16B088 [PS-16B088](#)



ECONO LONG REACH COMFORT WIPE

The ergonomic shape helps those with limited dexterity. The soft flexible head grips toilet paper, tissue or pre-moistened wipes securely. Simply push unique release button on end for fast, sanitary disposal. Overall length of 15¼" (38cm) extends your reach for better cleansing.

16B090A [PS-16B090A](#)



Toilet Aids

BOTTOM BUDDY

The Bottom Buddy is a comfortable, effective and simple solution to achieving personal cleanliness when reaching is difficult. The soft flexible head grips any tissue or pre-moistened wipe securely and releases the tissue or wipe with a push of a button in the ergonomically designed handle. Total length is 14" (35.3cm). A storage bag is included.

16B079A [PS-16B079A](#)



SWEDISH TOILET AID

A practical tool for people unable to reach and bend to use toilet paper. Paper is wrapped around the one jaw and held in place with the spring action of the other jaw. Once used the paper may be dropped by opening the jaws.

16B081A [PS-16B081A](#)



Personal Hygiene

MALE URINAL WITH COVER

Open handle provides easy grip, hangs on bed rail. "Urinal" is imprinted on cap to avoid other uses. Translucent material permits visual measurement of contents in ounces or cubic centimeters. Capacity: 32oz (1000cc). 10½" x 4" (27 x 10cm). Sterilizable, but NOT autoclavable.

16B020 [PS-16B020](#)



BED PAN

Stackable design allows space saving storage. Large capacity and contoured for comfort. 15" long x 12" wide (38 x 30cm). 1.5 litre capacity. Weight capacity: 200 lbs. (91kg). Sterilizable, but NOT autoclavable.

16B022 [PS-16B022](#)



Transfer Aids

E-Z TURN II DISC

PS-14A600A

Safe and easy patient transfer from one seated position to another with the E-Z Turn II Disc. A valuable aid to caregivers in patient transfer situations, reducing the physical strain resulting from repeated bending and lifting. A stable support-aid reducing the risk of the patient falling. Patient transfer is carried out in a safe and dignified manner.

The brakes lock on and release, no need for the care giver to keep a foot on the brake. Now both feet are kept firmly on the floor during transfers. The knee pads pivot to better fit each individual patient and are adjustable to 3 settings for width between the knees. Upper and lower hand grips are padded for a more secure and comfortable grip. The foot plate is reinforced for increased durability.

The E-Z Turn II is positioned in front of the person to be transferred. Built in wheels make the E-Z Turn II portable and maneuverable. The vertical support bar is adjustable from 34½" to 51" (87.6 to 129.5cm) allowing correct user height. The helper locks the brake while holding securely onto the upper handle bar. With knees centrally positioned on the supporting knee pads, the patient grips the lower handle bar and raises himself to an upright position. The E-Z Turn II provides a stable upright support aid for the user to hold. The caregiver is able to transfer the user to a new position with a minimum of exertion. Maximum weight capacity: 300 lbs. (136kg). Unit weighs 46 lbs. (20.4kg).

Replacement components:

A	14A600-1	PS-14A6001	Base Assembly
B	14A600-2	PS-14A6002	Swivel Pad Assembly
C	14A600-3	PS-14A6003	Anti-Slip Pad (Set of 5)
	14A600-4	PS-14A6004	Complete Brake Assembly (not shown)

- Reduce caregiver injuries
- Safe and secure patient transfer
- Reduces risk of patient falling



FOR INTERIOR USE ONLY



Transfer Discs



PARSONS SOFT TOP TRANSFER DISCS 🇨🇦

Parsons ADL's own "Soft Top" Transfer Discs incorporate a 1/8" (0.3cm) soft but durable neoprene, non slip pad top and bottom to ensure user comfort in either socks or bare feet. The rotating action is similar to a "Lazy Susan" but uses graphite pads instead of ball bearings. Weight capacity is approx. 300 lbs. (137kg).

14A067 [PS-14A067](#) 12" Parsons Soft Top Transfer Disc

14A069 [PS-14A069](#) 15" Parsons Soft Top Transfer Disc

TRANSFER DISC 🇨🇦

An ideal way to transfer anybody, at home or in an institution. Position the disc in front of the person to be transferred. Raise them up, rotate them on the disc, then lower them. The disc works like a 'Lazy Susan'. The disc has a very low profile with a non slip surface top and bottom for safety. The disc rotates on graphite pads so there are no ball bearings to get gritty and prevent free rotation. These discs are designed not to rotate too freely as this would be dangerous and would startle anyone, especially persons with a cognitive disability. Weight capacity: 330 lbs. (150kg).

14A060-1 [PS-14A0601](#) Transfer Disc, 12" (30cm) diameter

14A061-1 [PS-14A0611](#) Transfer Disc, 15" (38cm) diameter



Transfer Cushions

SOFT TRANSFER SWIVEL CUSHION 🇨🇦

A soft transfer device that conforms to the shape of the seat and swivels with ease. The 17" (43cm) diameter, 1/2" (13mm) thick cushion provides an excellent seating alternative when getting in and out of an automobile is difficult due to back pain or sore hips. Your back remains straight while you simply swivel into position. The top surface is covered with breathable cotton for comfort. The bottom is made of an EPE waterproof material. Very lightweight and portable for easy transporting. Weight bearing load up to 300 lbs. (140kg).

14A064A [PS-14A064A](#)



Transfer Sling

4 HANDED TRANSFER SLING 🇨🇦

A canvas sling, 36" x 36" (91 x 91cm) with heavy webbing handles sewn into each corner. Allows two care givers to move a patient. Also useful for emergency patient evacuation. Weight capacity: 200 lbs. (91kg).

14A091 [PS-14A091](#)



Transfer Belts

TRANSFER BELTS 🇨🇦

A soft webbing belt 2" wide by 60" (5 x 140cm) long with a metal loop at one end and hook & loop at the other. Useful in assisting with transfers. Available in black seat belt webbing or white natural cotton webbing with red and blue stripes.

17S125WH [PS-17S125WH](#) White

17S125BK [PS-17S125BK](#) Black



PARSONS DELUXE PADDED TRANSFER BELTS 🇨🇦

These Parsons deluxe padded transfer belts offer 1" (2.5cm) of comfortable foam laminate lined with soft Bucktex to ensure breathable comfort and a tough nylon outer shell. The pads are 5½" (13cm) wide. Four padded vertical handle loops and three horizontal webbing loops are spaced around the belt for convenient, safe grip points. The belts are colour coded for quick identification in the rehab department. Only available with plastic side-release (SR) buckle.

17S240S	PS-17S240S	Small, 24" - 30" (60 - 76cm)
17S240M	PS-17S240M	Medium, 28" - 48" (71 - 122cm)
17S240L	PS-17S240L	Large, 40" - 64" (102 - 162cm)



PARSONS PADDED TRANSFER BELTS 🇨🇦

These padded transfer belts will assist patient transfers with comfort, dignity and safety for both care giver and patient. The padded areas are lined with Bucktex for soft, breathable comfort. The pads are 5½" wide (13cm). Four handle loops are spaced around the belts for convenient, safe grip points. Colour coded for quick identification in the rehab department. Available with plastic side release (SR) buckle or the extra safe auto buckle.

17S140S	PS-17S140S	Small, SR Buckle, 24" - 30" (60 - 76cm)
17S140M	PS-17S140M	Medium, SR Buckle, 28" - 48" (71 - 122cm)
17S140L	PS-17S140L	Large, SR Buckle, 40" - 64" (102 - 162cm)
17S141S	PS-17S141S	Small, Auto Buckle, 24" - 30" (60 - 76cm)
17S141M	PS-17S141M	Medium, Auto Buckle, 28" - 48" (71 - 122cm)
17S141L	PS-17S141L	Large, Auto Buckle, 40" - 64" (102 - 162cm)



Side Release
Buckle



Auto Buckle

GAIT BELT WITH HANDLES 🇨🇦

A soft webbing belt 2" wide by 60" long (5 x 153cm) with a plastic side release buckle and two handle loops to assist the therapist when training patients to walk again.

17S137 PS-17S137



Transfer Boards

BARIATRIC TRANSFER BOARD 🇨🇦

These transfer boards are constructed of $\frac{3}{4}$ " (19mm) thick baltic birch plywood for extra weight bearing capacity. The ends are tapered and the complete board is coated in a smooth clear and durable finish.

- A 16C055 PS-16C055 9½" x 29" (24 x 74cm)
Supports up to 500 lbs. (227kg)
- B 16C056 PS-16C056 12" x 29" (30 x 74cm)
Supports up to 700 lbs. (318kg)



Bariatrics



A

B



250 lbs.
(113kg)



250 lbs.
(113kg)



250 lbs.
(113kg)

TRANSFER BOARDS 🇨🇦

Useful for transferring from wheelchair to bed, car seat, bath board etc. Made of multi-laminated birch plywood with a smooth lacquer finish. Ends are tapered and edges are rounded for easily sliding on and off. Thickness: 1/2" (13mm).

- 16C045 PS-16C045 9½" x 24" (24 x 61cm)
- 16C046 PS-16C046 9½" x 28" (24 x 71cm)

TRANSFER BOARDS WITH HAND HOLES 🇨🇦

Similar to the boards above, but with hand holes at each end for ease of carrying and transferring patients. Thickness: 1/2" (13mm).

- 16C047 PS-16C047 9½" x 24" (24 x 61cm)
- 16C048 PS-16C048 9½" x 28" (24 x 71cm)

TRANSFER BOARDS WITH NOTCHES 🇨🇦

With a hand hole for easy carrying and transferring, this transfer board also has notches cut out of the sides for securing the board to the side arm post of a wheelchair. Made of multi-laminated birch plywood with tapered ends. Thickness: 1/2" (13mm).

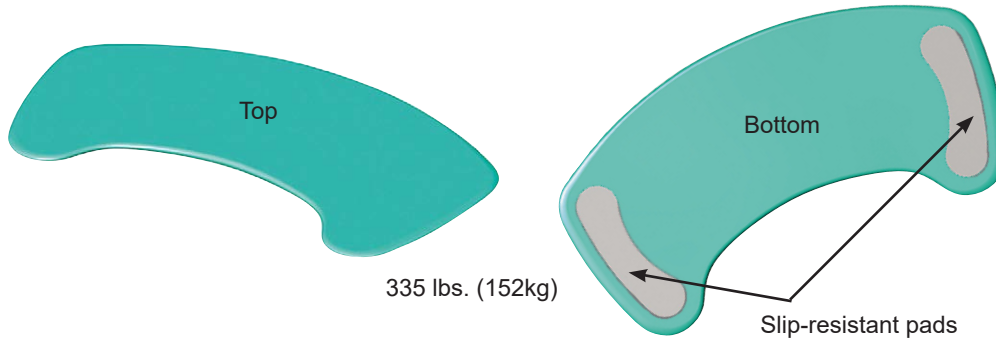
- 16C052 PS-16C052 9½" x 24" (24 x 61cm)
- 16C053 PS-16C053 9½" x 28" (24 x 71cm)



CURVED TRANSFER BOARD

Tapered ends and smooth surface provide easy sliding onto and off of board. Curved board allows varied positioning to accommodate a variety of transfer situations. Made from solid, reinforced plastic that is waterproof and resists chipping, shattering, and splintering. Slip-resistant pads at each end increase stability during transfer. Supports up to 335 lbs. (152kg). Board is 28" long x 15" wide (70 x 37cm), tapering to 10¼" (26cm) wide at the middle.

AA8835 [PS-AA8835](#)



Glide Sheets

GLIDE LOCK SHEET 🇨🇦

Glide and Lock sheets are very useful positioning devices. They move in one direction but not the other. The bottom surface is covered with an anti-slip material. Useful to adjust the position of a person who is chronically slumping while seated. They are cushioned for comfort and the top surface is upholstered with Bucktex, a breathable material, to reduce body heat build up. Size: 16" x 19" (41 x 48cm). Weight capacity: 250 lbs. 114kg

14A088-1 [PS-14A0881](#)



GLIDE SHEETS 🇨🇦

Glide sheets are handy tools to reduce the strain of moving patients. Both the patient and the care giver benefit. The outer cover is Bucktex, a breathable material. The inner surface is a slippery nylon. The use of these sheets reduces the effects of friction on the skin and torsion on the spine. The patients can slide sideways as well as rotate while seated on a glide cushion. Three sizes available for a variety of transfer needs. Luke warm machine washable, hang to dry.

- | | | |
|--------|---------------------------|-------------------------------------|
| 14A082 | PS-14A082 | Glide Sheet, 16" x 20" (41 x 51cm) |
| 14A083 | PS-14A083 | Glide Sheet, 20" x 30" (51 x 76cm) |
| 14A084 | PS-14A084 | Glide Sheet, 24" x 40" (61 x 102cm) |



PARSONS RED NYLON SLIDE SHEET 🇨🇦

Constructed from lightweight but durable coated nylon, this sheet allows an easy glide between two surfaces. Reduces friction for the patient and makes transfers and positioning easier for the caregiver. Size: 30" x 62" (76 x 157.5cm).

14A086 [PS-14A086](#)



StandTall Walkers

BURE™ STANDTALL WALKERS

Manufactured in Sweden utilizing a user-friendly design that does not confine the patient. This walker is only 31" (79cm) wide, able to go through most home doorways. The handles are ergonomically designed to be adjustable in every direction for optimum patient adaptation. The StandTall Walker has anatomical arm cushions that are angled downwards to provide relief for the shoulders, arms and neck and shift the focus to larger muscles in the legs and chest. This improves stability and makes the walker easier to steer. The 2 front casters can lock into place while the two back casters can be locked to prevent any swivelling. Overall dimensions: Armrest internal range 12" to 18" (30 to 45cm), 32" (79cm) long. Height range 36" to 53" (90 to 132cm). Weight: approx. 55 lbs. (22kg). Weight Capacity: 330 lbs. (150kg).

14A500A [PS-14A500A](#)



BURE™ STANDTALL WALKER WITH GAS PISTON CYLINDER

This Bure Gas Cylinder StandTall Walker has all the features of the manual walker 14A500A, however it has a gas cylinder for quick infinite height adjustment in a busy rehab facility.

14A503A [PS-14A503A](#)

BURE™ STANDTALL WALKER ACCESSORIES:

A OXYGEN BOTTLE ATTACHMENT

Oxygen bottle attachment fits both 14A500A and 14A503A.

14A500-6 [PS-14A5006](#)

B HEIGHT ADJUST GAS PISTON CYLINDER

This height adjusting gas cylinder can be used to transform a manual Bure StandTall Walker into an infinite height adjustable walker.

14A500-7 [PS-14A5007](#)



Rollators

4200LX and 4200DX 🌐

The 4200LX and 4200DX are mainly for indoor use, however, their durable construction allows the occasional outdoor adventure. Made of lightweight aluminum these models are easy to fold and ideal for small spaces. 242 lb weight capacity.

4200LX - Standard Rollator: 5" Wheels, Auto Stop Braking

4200 [PS-4200](#) Dark Blue

4200DX - LOW: 6" Wheels, Push-to-Lock Brake, 21.75" Seat height

4205223F [PS-4205223F](#) Red

4205225F [PS-4205225F](#) Black

4200DX - SUPER LOW: 6" Wheels, Push-to-Lock Brake, 18.75" Seat Height

4205183F [PS-4205183F](#) Red

4205185F [PS-4205185F](#) Black

4200LX



4200DX
LOW



4200WX
WIDE & LOW



4200WX and 4200SWX 🌐

The 4200WX and 4200SWX models are ideal for more active users and provide ample room between the handles while still maintaining a standard overall size. 8" Wheels and Push-to-lock brakes.

4200WX - WIDE LOW: 22.5" Seat Height, Seat Size 17" x 12.5"

4215223F [PS-4215223F](#) Red

4200WX - WIDE SUPER LOW: 19" Seat Height, Seat Size 17" x 12.5"

4215183F [PS-421583F](#) Red

4200SWX - SUPER WIDE LOW: 22" Seat Height, Seat Size 20" x 14"

4220223F [PS-4220223F](#) Red

4200SWX
SUPER WIDE
LOW



Walker Accessories

PARSONS FLEECY WALKER GRIP PADS

Adds not only comfort to your hard walker grips but also warmth. Available in two sizes: large and small, and attaches with easy hook and loop. Designed to fit most walkers, as well as crutches and canes.

14A101 [PS-14A101](#) Small, Pair
14A101-1 [PS-14A1011](#) Large, Pair



WALKER GRIP PADS

Grey brushed foam pads for added comfort on your walker grips. Comes in two different size diameters to fit a variety of walkers. Easily removed for washing. Attaches with hook & loop. Large size fits the walker available from Parsons ADL.

14A104 [PS-14A104](#) Small: 4½" (11.5cm)
Diameter 5½" (14cm) Long
14A104-1 [PS-14A1041](#) Large: 5" (12.7cm) Diameter
7" (17.8cm) Long



ANTI-SLIP GRIP STRIPS

These Anti-Slip Grip Strips enhance grip and make objects more user-friendly. They can be easily cut to size and wrapped around items with minimal effort. Pkg of 3 strips, 3.2cm x 40.6cm (1.25" x 16").

[PS-16T710](#)



Walker Pouches

WALKER POUCH, QUILTED 🇨🇦

An attractive quilted walker pouch with two deep pockets and a hook & loop attachment to allow easy attachment to any walker. This pouch makes it easy to carry magazines, knitting, wallet or purse, etc. Each pocket is 14" x 10" deep (36 x 25cm).

Available in three solid colours.



16C190GR
PS-16C190GR
Green/Red



16C190L
PS-16C190L
Lilac



16C190RB
PS-16C190RB
Royal Blue

NETTED WALKER POUCH 🇨🇦

This double sided walker pouch has many pockets, some visible (because of the netting) and some are private. On the front there is one zippered private pocket, one open private pocket and one mesh pocket. On the back there is a large mesh pocket which makes it very easy to see what you are carrying. The pouches are 12½" (32cm) wide and 11½" (29cm) deep. Attaches to the walker cross bar with hook and loop. Available in three solid colours.



16C191L
PS-16C191L
Lilac




16C191RB
PS-16C191RB
Royal Blue



16C191GR
PS-16C191GR
Green/Red





VINYL WALKER POUCH 🇨🇦

A leatherette walker pouch with a single pocket. Attaches over the cross bar and dome snaps hold it in place. Pocket closes with hook & loop and is 13" x 10" (33 x 25cm).

16C002BL [PS-16C002BL](#) Blue
 16C002BU [PS-16C002BU](#) Burgundy
 16C002BK [PS-16C002BK](#) Black



DENIM WALKER POUCH 🇨🇦

Here is an attractive walker pouch made of popular blue denim with a complimentary blue and white front panel. There is a large full width pocket in the denim section and three pockets in the front section. Attaches with hook and loop.

Size 13" x 8" (33 x 20cm).

16C188A [PS-16C188A](#)



WIRE WALKER BASKET 🇨🇦

Secures easily to most walkers with hook & loop fasteners. Plastic coating prevents rust. A clear plastic tray bottom prevents items from falling out and also has a cup holder recess. Basket measures 16" x 6" x 7" (41 x 15 x 18cm).

14A110 [PS-14A110](#)



DEEP WALKER TRAY 🇨🇦

This tray fits many walkers on the market. It clips securely onto the front bars of the walker. No tools required. The tray and mounting brackets are one piece so there are no parts to lose. Folds flat or removes completely when not required. Supplied with a Ucem no-slip place mat. Has a nice high edge on all four sides for safety. Made of white ABS for easy cleaning and resistance to breakage. Size 10½" x 14½" (27 x 37cm). Depth: 1½" (4cm).

14A106 [PS-14A106](#)



Crutches

HERDEGEN "PROGRESS II" FULL CUFF CRUTCH

Crutches with adjustable elbow support especially designed to suit most user size and weight requirements. Easily adjustable with a push button, fully pivoting arm cuff. Adjustable elbow support height: 8½" - 11¼" (22-29cm). Height adjustment between handle and floor: 28¼" - 37¾" (72-96cm). Lightweight 18.70 oz. (530g) per crutch. Weight capacity: 330 lbs. (150kg) per crutch. Colour: dark grey. No latex.

14A301A [PS-14A301A](#)

HERDEGEN "ADVANCE" HALF CUFF CRUTCH

The world's first "bi-material" elbow crutch! Using the latest in plastic injection technology, these walking aids pair comfort & ergonomic requirements in an innovative design, including an inside anti-noise cap. Height adjustment between handle and floor: 28¼" - 37¾" (72-96cm). Lightweight: 17.6 oz (500g) per crutch. Weight capacity: 285 lbs. (130kg) per crutch. Colour: blue. No latex.

14A300A [PS-14A300A](#)

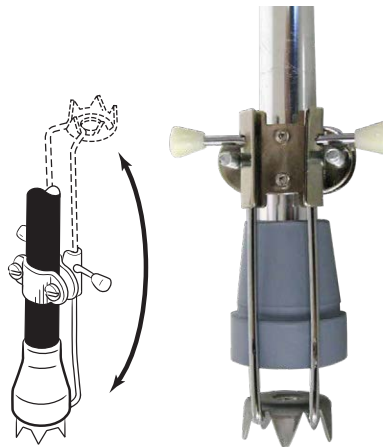


Cane Accessories

CANE ICE TIP 🇨🇦

Ice tip for canes and crutches. The star point gives a solid slip free traction on snow or ice but flips up out of the way when not required. Clamps on with two screws. Fits all standard size canes and crutches.

14A025 [PS-14A025](#)



CANE WRIST STRAP 🇨🇦

A black wrist strap for a walking cane. Attaches with a hook & loop band. Has a soft webbing loop. 1/pkg.

14A022 [PS-14A022](#)



CANE CLIP 🇨🇦

This double clip device can be used for canes as well as many other possibilities. One side can be locked onto a wheelchair via our rubber ring system, the other clip is plastisol coated to grip canes, reachers, etc. Fits up to 7/8" (22mm) tubing. 1/pkg.

16C102 [PS-16C102](#)



Cane Accessories

CANE / CRUTCH HOLDER 🌀

This spring loaded clip grips a cane or crutch. Slides up or down the shaft to the desired position. Supports cane or crutch by hanging on a table or wedging under it. Holder has non slip discs for optimum grip.

14A021 [PS-14A021](#)



DELUXE CANE/CRUTCH HOLDER 🌀

This holder attaches to a round tube, such as on a walker or wheelchair, the cane or crutch is pushed into the rubber holder which snaps around the cane, holding it firmly in place. To release, simply pull on the cane. The clamp rotates to allow proper alignment of the cane for the best grip. 1/pkg.

14A023-1 [PS-14A0231](#) for 7/8" TUBES

14A023-2 [PS-14A0232](#) for 1" TUBES



CANE/CRUTCH CLAMP & CUP SET 🌀

This set includes our popular Deluxe Cane Crutch Holder with a matching cup for the tip of the cane or crutch. Ideally suited for carrying a cane while using a rollator, wheelchair, or walker. May fit some umbrellas and other long narrow items. 1 set per pkg. The set consists of one holder, one cup and two tube clamps.

14A024-1 [PS-14A0241](#) for 7/8" TUBES

14A024-2 [PS-14A0242](#) for 1" TUBES



Wheelchair trays

LEXAN TRAY WITH SLIDE-ON 🇨🇦

Gives the user an unobstructed view of feet, clothing, or obstacles. The transparent feature is very useful when first learning to maneuver a wheelchair with a tray on it. This tray allows an unobstructed view of the front wheels to prevent bumping into things. Attaches to the wheelchair with an easy slide-on system.

Fits 16" (41cm) and 18" (46cm) wheelchairs.

16C011S [PS-16C011S](#)

Fits 20" (51cm) and 22" (56cm) wheelchairs. These trays are 2" (5cm) wider at 26" (65cm) with an increased depth of 4" (10cm) now at 22" (56cm). The tummy cut-out has also been increased to allow a comfortable fit.

16C011-22S [PS-16C01122S](#)



LEXAN SAFETY EDGE TRAY 🇨🇦

A flat tray made of 1/4" transparent Lexan with a moulded edge trim all around the edge. The edge is non marring and wide enough to protect frail skin from abrasion. Mounts with our slide-on system. Fits over the arm rests of 16" and 18" chairs. 18" x 24" (46 x 61cm).

16C041 [PS-16C041](#)



Half Lap Trays

PADDED HALF LAP TRAY, LEFT 🇨🇦

16C012-2L [PS-16C0122L](#)

PADDED HALF LAP TRAY, RIGHT 🇨🇦

Very similar to our lexan half lap tray, except for a padded tray section. The tray is padded with 1/2" (12mm) poly foam and covered with black vinyl. Available in left or right versions.

16C012-2R [PS-16C0122R](#)

LEXAN HALF LAP TRAY 🇨🇦

This half lap tray has an epoxy coated steel slide on mounting bracket. The lexan tray size is 10" Wide x 20" Long (25 x 51cm). Our hinge system allows the tray to fold completely over and ride flush with the side of the wheelchair when not in use. This is a very handy feature. The slide on bracket is easy to mount. No tools required. Fits most arm rests.

16C012-1L [PS-16C0121L](#) Left
16C012-1R [PS-16C0121R](#) Right



PARSONS MOULDED TRAY, TRANSPARENT 🇨🇦

These moulded transparent trays have smooth edges and rounded corners to protect tender skin. There are two recessed wells at the front corners as well as a pencil trough across the front. The transparent material makes it easy for the person to see the front corners of the chair through the tray while the chair is in motion. Lightweight and strong. Attaches to 23" (58.5cm) chairs with our adjustable blind-fastening slide on system. Size: 24" x 21" (61 x 53cm).

16C042-1 [PS-16C0421](#)



Adjustable
blind-fastening
slide on system

SLIDE ON TRAY SYSTEM 🇨🇦

The Parsons ADL system for fixing trays onto wheelchairs is a big improvement over the hook & loop strap system. The tray slides over the arms from the front of the chair. Once on, it is secure, even if someone accidentally leans on the front of the tray. Our slide on brackets are designed to allow 2" (5cm) of adjustment in width to accommodate variations in chair widths. Factory configured to fit a standard wheelchair.

SLIDE ON BRACKET SET 🇨🇦

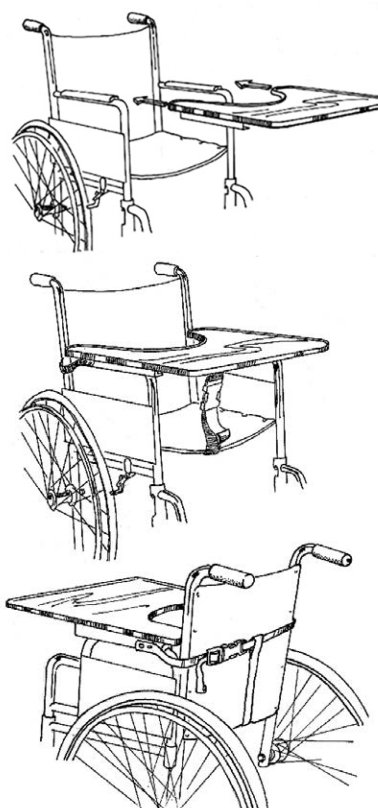
Build your own tray or convert a hook & loop strap tray to a slide on model. The screws now mount flush to help protect wheelchair armrest pads.

16C500
[PS-16C500](#)

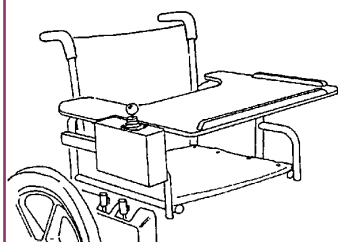
BACKSTRAP 🇨🇦

Prevents wheelchair trays from being accidentally pushed off.

16C502
[PS-16C502](#)



Custom Trays



CUSTOM LEXAN WHEELCHAIR TRAYS 🇨🇦

Parsons ADL Inc. builds custom transparent wheelchair trays of 0.25 inch (63.5mm) Lexan to suit your clients' needs, such as fitting a power chair. Contact Customer Service for a copy of our convenient order form for a custom tray.

16C040 [PS-16C040](#)




Wheelchair Accessories

ADJUSTABLE DRINK HOLDER 🍹

This is without a doubt the best drink holder we have ever seen. It folds flat when not needed, flips down for use. Has adjustable drink holders to accommodate everything from small cans to 32 oz. bottles. The mounting system fits 3/4" to 1" (2 to 2.5cm) round tubes, plus adjusts for different angles on the tube. Size: 3 3/4" W x 4" H (9.5 x 10cm).

16C038 [PS-16C038](#)



CLAMP - ON CUP HOLDER 🍹

A sturdy plastic cup holder which accommodates a coffee mug with handle. It attaches easily to most wheelchairs. Two attachment clips to fit 7/8" and 1" (22 and 25mm) round tubes are included. Once the clip is installed the cup holder alone can be easily removed. No more accidentally broken cup holders from hitting door posts etc. No tools required. Cup not included.

16C035 [PS-16C035](#)



PUSH GLOVES, BICYCLE STYLE 🚲

These bicycle style push gloves have a sporty appearance. Just the thing to go with a new sports chair. The open mesh back allows good ventilation. The palms have a padded area for durability and a no slip grip. The no slip feature makes them useful to wheelchair sports enthusiasts and for people with a weak grasp. They help keep hands clean while travelling outdoors, yet leave fingers bare for touching or picking things up. Hook & loop wrist straps for easy on/off. Sold in pairs. Measurements are across inside of palm. Latex free.



ITEM	SIZE	INSIDE PALM
16C017AS PS-16C017AS	Small	3 1/4" (8.6cm)
16C017AM PS-16C017AM	Medium	3 1/2" (8.9cm)
16C017AL PS-16C017AL	Large	3 3/4" (9.5cm)
16C017AXL PS-16C017AXL	X-large	4" (10.2cm)

A PARSONS OXYGEN TANK HOLDER 🇨🇦

This nylon oxygen tank holder is both strong and lightweight. The mounting straps are adjustable to fit most wheelchairs and are long enough to mount the tank off centre to avoid contacting the patient's head or back. Top straps fit over the push handles, bottom straps over the anti tip bars. Holds D & E or other 4" (10cm) dia. tanks. Black, 4" (10cm) dia., adjusts to either 20" or 26" (51 or 66cm) length. Patented.

16C204A [PS-16C204A](#)

B INHALE8 DELUXE WHEELCHAIR CYLINDER BAG 🍹

The Inhale8 Wheelchair Cylinder Bag is designed for easy adjustment to fit a D or E cylinder. It features a convenient front pocket for your essentials and is made from durable fabric for long-lasting use.

[H8-5805](#)



MEDICAL SHEEPSKIN 🇨🇦

Natural genuine sheepskins have proven to offer soothing relief and comfort for anyone who is bedridden or confined to a wheelchair. Use as an underlay beneath a sheet or place directly under the body, either on a bed or a chair. Lying on a sheep skin will relieve pressure points and increase circulation thereby reducing the development of bedsores. These medical sheepskins come from fine fleece Merino sheep in a natural animal shape, golden beige in colour. Medical sheepskins are hand selected, average 7-8 sq. ft. (0.7 sq. m) in size. The hides are specially chrome tanned to be fully washable. With proper care, these sheepskins will keep the patient comfortable for many years. Hand-washable at low temperature. Air-dry.

18C220A [PS-18C220A](#)



PARSONS FLEECE ARMRESTS WITH POUCH 🇨🇦

Add not only fleecy comfort for your arms but a storage space to boot! Pocket measures approximately 8" (20cm) across and is 6" (15cm) deep. Sold in pairs.

16C196 [PS-16C196](#)



WHEELCHAIR RAIN CAPE 🇨🇦

A generous size rain cape to protect the person seated in a wheelchair and the wheelchair as well. Has a hook & loop closure that can be opened and closed from the inside as well as the outside, also has a double thickness hood for warmth. 100% nylon. Machine washable. One size fits all.

16C300A [PS-16C300A](#)



CONTOURED SHAWL 🇨🇦

Polar fleece shawl is as easy to put on as a blanket around the shoulders. The high collar can be turned up to protect the neck and ears when transferring to the car, without messing hair. The overlapping front is snug and cozy. Hook & loop fastener at neck keeps draft from front of neck. 27' long, 47" wide (69 x 120cm). One size fits most.

16C301A [PS-16C301A](#)



WHEELCHAIR POUCHES

WHEELCHAIR ARM POUCH 🇨🇦

An arm pouch made of vinyl, designed to fit over the armrest of a wheelchair with desk arms. Also fits on a walker. Size: 8" x 9" (20 x 23cm).


16C003BL	PS-16C003BL	Blue
16C003BU	PS-16C003BU	Burgundy
16C003BK	PS-16C003BK	Black



QUILTED WHEELCHAIR ARM POUCH 🇨🇦

A nicely quilted version of our wheelchair arm pouch. Very useful for carrying so many different things as well as being attractive. Attaches over the arm of the wheelchair with snap fasteners. 13" wide x 10" deep (33 x 25cm).


16C192RB	PS-16C192RB	Royal Blue
16C192GR	PS-16C192GR	Green
16C192L	PS-16C192L	Lilac



WHEELCHAIR / WALKER POUCH 🇨🇦

A vinyl walker pouch with a single pocket. It attaches around the armrest or on a cross bar. Pocket size is 13" x 10" (33 x 25cm) and closes with hook & loop.

16C002BL	PS-16C002BL	Blue
16C002BU	PS-16C002BU	Burgundy
16C002BK	PS-16C002BK	Black



WHEELCHAIR PACKS



WHEELCHAIR BACK PACK 🇨🇦

A large leatherette bag with a weather flap. Ideal for carrying blankets and sweaters, going on shopping trips or to keep larger daily living aids handy. Has an inside pocket. 17" wide x 16" deep (43 x 41cm).

16C004BL [PS-16C004BL](#) Blue
 16C004BU [PS-16C004BU](#) Burgundy
 16C004BK [PS-16C004BK](#) Black



NYLON SPORT PACK 🇨🇦

Here is a very useful back pack made of heavyweight black cordura nylon like a hiker's pack. Size 14" wide x 15" deep (36 x 38cm) with two outside pockets. Nylon straps for hanging over wheelchair handles. All flaps close with hook & loop, easily opened especially if there is a dexterity problem.

16C005 [PS-16C005](#)



NYLON BACK PACK WITH ZIPPERS 🇨🇦

A heavyweight black cordura nylon pack, similar to our model 16C005 but with zipper closures with pull cords and tabs for easy zipper use. Nylon straps for hanging over wheelchair handles. One large pocket and two outside smaller pockets. Size 14" x 14" x 4" (36 x 36 x 10cm).

16C200 [PS-16C200](#)



Wheelchair Cushions

POLYURETHANE FOAM CUSHIONS 🇨🇦

A top quality, medium compression, polyurethane foam with fire retardant added for safety. Two cover materials are available. The black polyester twill is the most economical. It will withstand a lot of wear, washings and makes a very comfortable seat. The second cover option is black vinyl. An economical solution for incontinence. All cushions have zipper closure on the covers.



CUSHION SIZE (L x W x H)	POLYESTER COVER	VINYL COVER
16" x 18" x 2" (40.6 x 45.7 x 5.1cm)	18C080 PS-18C080	18C080V PS-18C080V
16" x 18" x 3" (40.6 x 45.7 x 7.6cm)	18C081 PS-18C081	18C081V PS-18C081V
16" x 18" x 4" (40.6 x 45.7 x 10.2cm)	18C082 PS-18C082	18C082V PS-18C082V
16" x 16" x 2" (40.6 x 40.6 x 5.1cm)	18C084 PS-18C084	18C084V PS-18C084V
16" x 16" x 3" (40.6 x 40.6 x 7.6cm)	18C085 PS-18C085	18C085V PS-18C085V
16" x 16" x 4" (40.6 x 40.6 x 10.2cm)	18C086 PS-18C086	18C086V PS-18C086V
18" x 18" x 3" (45.7 x 45.7 x 7.6cm)	18C087 PS-18C087	18C087V PS-18C087V
18" x 18" x 4" (45.7 x 45.7 x 10.2cm)	18C088 PS-18C088	18C088V PS-18C088V

HIGH SEAT CUSHION 🇨🇦

This versatile cushion is vinyl or poly-cotton covered with a wood base. Used to elevate the seating level of a normal chair to take the stress off legs and knees when customary furniture heights are too low. Comes complete with an over the shoulder carry strap to allow easier carrying to events outside the house. Size: 16"L x 16"W x 4¼"H (41 x 41 x 10.8cm).

Vinyl Cover:

- 16H020BK [PS-16H020BK](#) Black
- 16H020BL [PS-16H020BL](#) Blue
- 16H020BU [PS-16H020BU](#) Burgundy

Poly-Cotton Cover:

- [PS-16H020PBK](#) Black



POLY/COTTON COVERED WEDGE CUSHIONS 🇨🇦

A positioning cushion for those who slide forward in their chair. These polyurethane foam wedges are 4½" (11cm) high at the front, tapered to ¾" (1.9cm) at the back. All come with tie straps at the back to hold them in place. The hard based versions correct sagging sling seats in wheelchairs. Available in black only.

- 18C125 [PS-18C125](#) 16" x 16" (40.6 x 40.6cm)
- 18C126 [PS-18C126](#) 16" x 16" (40.6 x 40.6cm) Hard Base*
- 18C127 [PS-18C127](#) 16" x 18" (40.6 x 45.7cm)
- 18C128 [PS-18C128](#) 16" x 18" (40.6 x 45.7cm) Hard Base*




*Hard base shown



ETHAFOAM BASE CUSHIONS 🇨🇦

Our popular wheelchair cushions are now offered with a 1" (2.5cm) EthaFoam base, combined with top quality medium compression foam that is fire retardant for added safety. Choice of two cover materials. Black only. Custom sizes are also available upon request.

CUSHION SIZE (L x W x H)	POLY KNIT	VINYL
16" x 16" x 3" (40.6 x 40.6 x 7.6cm)	18C110 PS-18C110	18C110V PS-18C110V
16" x 16" x 4" (40.6 x 40.6 x 10.2cm)	18C113 PS-18C113	18C113V PS-18C113V
16" x 18" x 3" (40.6 x 45.7 x 7.6cm)	18C116 PS-18C116	18C116V PS-18C116V
16" x 18" x 4" (40.6 x 45.7 x 10.2cm)	18C119 PS-18C119	18C119V PS-18C119V



ETHAFOAM BASE WEDGE CUSHIONS 🇨🇦

Manufactured with a 1" (2.5cm) EthaFoam base to provide a more stable seating platform and to correct sagging sling seats on wheelchairs. The polyurethane foam wedges are 3" (7.5cm) high at the front tapered to 1" (2.5cm) at the back. All come with a handy carry handle. Available in black poly knit only.

18C101	PS-18C101	16"L x 16"W x 4"H (40.6 x 40.6 x 10.2cm)
18C105	PS-18C105	16"L x 18"W x 4"H (40.6 x 45.7 x 10.2cm)

SOLID SEAT INSERTS 🇨🇦

Designed to enhance wheelchair seat rigidity, preventing sinking and alleviating pinching. These inserts are made of 1/4" birch plywood for strength. All edges and corners are radiused to prevent damage to cushion covers. Designed to fit cushions such as Jay and Combi as well as our own. These inserts will help to promote better posture and therefore are more comfortable.

ITEM	INSERT SIZE L x W
18C306 PS-18C306	14" x 16"
18C307 PS-18C307	14" x 18"
18C300 PS-18C300	16" x 16"
18C301 PS-18C301	16" x 18"
18C303 PS-18C303	16" x 20"

ITEM	INSERT SIZE L x W
18C302 PS-18C302	18" x 18"
18C304 PS-18C304	18" x 20"
18C305 PS-18C305	20" x 20"
18C308 PS-18C308	20" x 22"



Wheelchair Positioning Belts 🇨🇦

All of our positioning belts are made of 2" (5cm) wide, black seat belt webbing.

Styles of belts available:

- One piece belt which simply loops around the wheelchair,
- Two piece belt with grommets on the ends,
- Two piece belt with metal loops on the ends.

Grommet ends are secured by removing a screw or bolt on the back of the chair and refastening it back through the grommet. Metal loop ends are secured to the wheelchair by passing the webbing around the frame and back through the metal loop.

one piece



two piece with grommets



two piece with metal loops



Four types of belt are available:

- A Hook & loop closure, the lightest weight belt for the user.
- B Side release plastic buckle closure, useful when the auto buckle would be too heavy, such as with children.
- C Automotive-style push button buckle closure, the most secure.
- D Automotive-style push button buckle closure, with tri-glide to secure excess belt length.

A



B



C



D



ITEM	STYLE	TOTAL LENGTH	TYPE	FASTENING
16C019 PS-16C019	1 pc.	60" (152cm)	Hook & Loop	
16C021 PS-16C021	1 pc.	55" (140cm)	Auto Buckle	
16C023 PS-16C023	1 pc.	58" (147cm)	Plastic Buckle	
16C020 PS-16C020	2 pc.	48" (122cm)	Hook & Loop	Metal Loop
16C022 PS-16C022	2 pc.	48" (122cm)	Auto Buckle	Grommet
16C022-2 PS-16C0222	2 pc.	60" (152cm)	Auto Buckle	Grommet
16C022-3 PS-16C0223	2 pc.	72" (183cm)	Auto Buckle	Grommet
16C022-2TR PS-16C0222TR	2 pc.	60" (152cm)	Auto Buckle & Triglidge	Grommet
16C022-3TR PS-16C0223TR	2 pc.	72" (183cm)	Auto Buckle & Triglidge	Grommet
16C026 PS-16C026	2 pc.	48" (122cm)	Plastic Buckle	Grommet
16C026-2 PS-16C0262	2 pc.	60" (152cm)	Plastic Buckle	Grommet
16C026-3 PS-16C0263	2 pc.	72" (183cm)	Plastic Buckle	Grommet

CUSTOM BELTS: Available at slightly higher cost: contact customer service for more details.

HEAVY DUTY LEGREST STRAP WITH HOOK & LOOP 🇨🇦

- 16C073-14 [PS-16C07314](#) 14"
- 16C073-16 [PS-16C07316](#) 16"
- 16C073-18 [PS-16C07318](#) 18"
- 16C073-20 [PS-16C07320](#) 20"



Fitness Therapy

Weights

PARSONS CUFF WEIGHTS

Wrist and ankle weight cuffs are an excellent means of applying resistance to the upper and lower extremities. They are covered in soft expanded vinyl, sewn in vertical pockets to provide flexibility and comfort when wrapped around the wrist or ankle. Extra long hook & loop straps make it easy to put the weight on and off, yet ensure a snug fit. These weights are filled with tiny steel shot which is sealed in poly pouches to prevent any leakage under even the heaviest use. A brass grommet provides a convenient means of hanging the weights up for storage. Colour coded for quick identification in a busy clinic. Sold individually.

Item	Colour	lbs.	Kgs.
15W0005 PS-15W0005	Green	0.5	0.23
15W001 PS-15W001	Light Blue	1	0.45
15W0015 PS-15W0015	Green	1.5	0.68
15W002 PS-15W002	White	2	0.91
15W003 PS-15W003	Gold	3	1.36
15W004 PS-15W004	Blue	4	1.82
15W005 PS-15W005	Black	5	2.27
15W075 PS-15W075	Orange	7.5	3.41
15W010 PS-15W010	Brown	10	4.55
15W011 PS-15W011	*Set		

*One of each: 1, 2, 3, 4, 5, 7.5 & 10 lbs.



PARSONS ADJUSTABLE WEIGHT CUFF

Easily vary the weight resistance to suit the patient. The cuff consists of individual pockets with hook & loop closures. Separate weights slide into the pockets.

15W105	PS-15W105	Total Weight 5 lbs. (5 x 1 lb.) weights
15W110	PS-15W110	Total Weight 10 lbs. (4 x 2.5 lbs.) weights
15W120	PS-15W120	Total Weight 20 lbs. (3 x 5 lbs.) and (2 x 2.5 lbs.) weights



PARSONS SOFT HAND WEIGHTS

Similar to Parsons Cuff Weights but with an elastic hand hold. This elastic will conform to most users and will benefit even those with limited grasping ability.

15W201	PS-15W201	Blue: 1 lb. (0.45kg)
15W202	PS-15W202	White: 2 lbs. (0.9kg)

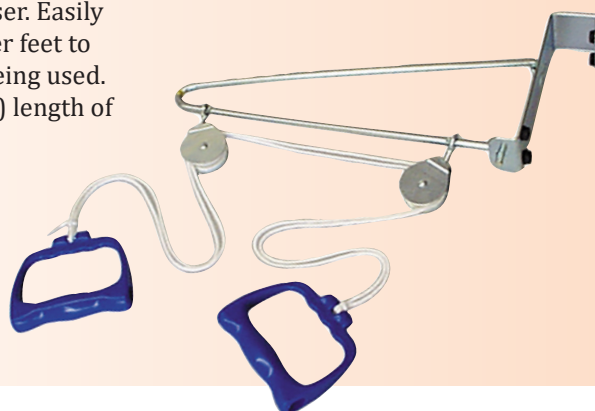


EXERCISE

RECIPROCATING PULLEY EXERCISER

An inexpensive range of motion exerciser. Easily mounted onto door tops and has rubber feet to protect door surfaces when pulley is being used. Two comfortable handles and 8' (2.4m) length of braided rope.

15E049 [PS-15E049](#)



Hand Exercise

PARSONS THERAPY BALLS






Improve or maintain grip strength and dexterity with these affordably priced gel hand exercise balls. Ideal for home use. They can be used at room temperature, warm or cool them to suit your needs. 2" (50 mm) dia.

PART NO.	COLOUR	RESISTANCE
15E003-2 PS-15E0032	Blue	Soft
15E003-3 PS-15E0033	Green	Medium
15E003-4 PS-15E0034	Orange	Hard



THERAPUTY

Therapy putty is offered in five colors, each with a unique consistency, ranging from extra soft to help strengthen a weaker grasp, to firm for developing a stronger-than-normal grasp. The putty is clean and easy to use, however, in institutional settings it is advisable to use a glove over scar tissue to prevent cross infection. Complete with hand exercise chart. Latex free. NOT microwavable.

	Colour	2 oz
	Blue (Firm)	15E310 PS-15E310
	Green (Medium)	15E311 PS-15E311
	Red (Soft)	15E312 PS-15E312
	Yellow (x-Soft)	15E313 PS-15E313
	Tan (XX-Soft)	15E314 PS-15E314

Set of Five, 2oz of each colour 15E320, [PS-15E320](#)



Exercise Aids

PEDAL EXERCISER

Chrome plated steel tubular frame. Can be used on the floor for exercising your legs or on the table for exercising your arms and upper body. Plastic pedals and foot strap. Sturdy rubber feet prevent exerciser from slipping. The exerciser has adjustable resistance. Use it to increase strength and improve coordination and circulation.

15E051A [PS-15E051A](#)




Massage

DELUXE FOOT MASSAGER

Based on the ancient Chinese principles of acupuncture and reflexology. Rolling your feet over the massager gives relief to tired feet by increasing blood circulation. As an added benefit the knobby rollers perform mild reflexology: the oriental art of massaging the nerve ends in your feet thus stimulating a healing process to the whole body. 12" x 5" (30 x 13cm).

15M063A [PS-15M063A](#)



ACU SHIATSU MASSAGE BAR

Ideal for self-management of soft tissue syndromes. The Acu Shiatsu Massage Bar treats trigger points associated with myofascial pain syndrome. The curved bar has several knobs that are interchangeable and can be used for varying shiatsu intensity levels. Little force is needed to apply pressure to trigger points. You can use the Acu Shiatsu Massage Bar in a standing, sitting or lying position. Comes with instruction booklet. Colour: purple. Size 23" long x 3/4" diameter.

15M061A [PS-15M061A](#)



Slings

A CVA SLING - UNIVERSAL SIZE 🇨🇦

Two large cuffs of quilted cloth, with an adjustable neck strap with padded area constructed of Borg fleece provides maximum comfort for persons who have experienced a cerebral vascular accident. Easy to apply or remove without assistance. Fits either arm. Washable. Adjustable in length from 29" to 51" (73.7 to 129.5cm).

14S004 [PS-14S004](#)



B PARSONS UNIVERSAL SOFT SLING 🇨🇦

Manufactured of soft and durable Bucktex® to ensure breathable comfort. Fits either arm and fully adjustable to fit most wearers. Strap adjusts from 33" to 38" (84 to 96.5cm) in length.

14S009 [PS-14S009](#)



Hot & Cold Packs

VITA CARE GEL PACKS

Reusable cold and hot compress always stays flexible. These economical gel packs are non-toxic, microwavable and made with extra strong bags. For cold compress place in your freezer for 1 hour; then apply to the area you are treating over a dry towel. For hot compress, boil a pot of water; remove from heat and place compress pack into hot water for 5-10 minutes. For microwave use, place in a container and cover pack completely with water; heat at full power for 1 minute. Wrap pack in a towel or a fleece cover and apply to area you are treating. Available in three sizes.

15E200	PS-15E200	Small 4" x 6" (10 x 15cm)
15E201	PS-15E201	Medium 5" x 10" (13 x 25cm)
15E202	PS-15E202	Large 10" x 12" (25 x 30cm)



PRODUCT INFORMATION

We do our best to ensure our item numbers, descriptions and images are correct. Please contact our Customer Service if you find errors in our catalogue. Tel: 866-862-7328

A

A.D.L. CUFF	25
ACU SHIATSU MASSAGE BAR	90
ANTI-SLIP SOLUTIONS	16, 17
ARCORAIL	41
ASHTRAY	7

B

BACK SCRUBBER	48
BACK WASH CLOTH	52
BARIATRIC TRANSFER BOARD	70
BATH BOARD	54
BATH CUSHION	50
BATH MAT	49
BATH SPONGE	48
BATH TUB GRAB BAR	56
BATHTUB SAFETY RAIL	57
BEAN BAG TRAY	15
BEAN BAG LAP DESK	5
BED BLANKET SUPPORT	42
BED LADDER	41
BED PAN	65
BED RAIL BUMPER PADS	42
BED SLIPPERS	35
BED WEDGES	40
BENDABLE UTENSILS	24
BIG JOHN TOILET SEAT	60
BODY WASH CLOTH	52
BONE PILLOW	39
BOOTIES	35
BOTTOM BUDDY	65
BUCKINGHAM BRA-ANGEL	47
BUCKINGHAM EASYWIPE	64
BURE STANDTALL WALKER	72
BUTTON HOOK	47

C

CAN OPENER	15
CANE CLIP	77
CANE / CRUTCH HOLDER	78
CANE/CRUTCH CLAMP & CUP SET	78
CANE HOLDER	78
CANE ICE TIP	77
CANE WRIST STRAP	77
CARD HOLDER	7
CHAIR PAD	39
CLAMP - ON CUP HOLDER	81
CLIP-ON UTENSILS	26
CLOTHING PROTECTOR	20
COMB	52
COMFORT GRIP CUTLERY	21
COMFORT PEN	7
COMFORT WIPE	64

COMMODE CHAIR	59
COMMODE LINERS	60
COMPRESSION STOCKING AID	44
CONTACT PLUS SOFT TOILET SEAT	61
CONTOURED SHAWL	82
CONVALESCENT NO SPILL CUP	32
COVERED SPOON	27
CRUTCH	77
CUFF WEIGHTS	88
CUP HANDLE	33
CUSTOM LEXAN WHEELCHAIR TRAYS	80
CUSHIONS	85, 86
CUTTING BOARD	19
CVA SLING	91

D

DELUXE FOOT MASSAGER	90
DENTURE BRUSH	51
DIABETIC PRODUCTS	50
DIVERTER VALVE	55
DIVIDED DINNER PLATE	29
DOUBLE HANDLED MUG	31
DRESS EZ.	46
DRESSING STICK	46
DRINK HOLDER	81
DRINKING SPOUT LID	32
DUSTER	6

E

E-Z TURN II DISC	66
EASY SWALLOW CUP	9
ELASTIC SHOE LACES	45
ELBOW PROTECTOR	37
EPIPEN POUCH & BELT	9
ERGO KNIFE	19
ETHAFOAM BASE CUSHIONS	86
EXPANDABLE DOOR HINGE	3
EXTENSION RAZOR HOLDER	51
EXTENSION UTENSILS	25
EYE DROP GUIDE	9

F

FEATHERLITE CUTLERY	22
FEATHERLITE CUTLERY SET	22
FLEECE ARMREST	82
FOAM TUBING	25
FOOD BUMPER	28
FOOT BRUSH	49
FREEDOM ALERT	11
FREEDOM WAND	63
FULL CUFF CRUTCH	77
FURNITURE RISERS	14

G

GAIT BELTS	69
GEL PACKS.....	91
GLIDE LOCK SHEET.....	71
GLIDE SHEETS	71
GOOD GRIPS.....	15
GRAB BARS	56
GUARDIAN ALERT 911	11

H

HAIR WASH TRAY	54
HAIR WASHER.....	52
HALF LAP TRAY.....	79
HAND ORTHOSIS	38
HANDY SCRUB	6
HEEL & ANKLE PROTECTOR	36
HEEL ELEVATION BOOT	36
HIP / KNEE REPLACEMENT KIT	46

I

INFLATABLE SHAMPOO BASIN	54
INNER LIP PLATES	29
INSULATED MUG.....	31
INVALID CUSHION	39

J

JAR & BOTTLE HOLDER	17
JAR OPENER	17

K

KENNEDY CUP	32
KEY TURNER	3
KNIFE / FORK COMBINATION	26

L

LEG LIFT STRAP	45
LEXAN HALF LAP TRAY	79
LIGHT SWITCH EXTENDER.....	3
LONG HANDLED SPONGE.....	6, 48
LOOFAH BACK BRUSH.....	48
LOTION APPLICATOR.....	51

M

MAGNETIC PULL CORD SWITCH	11
MAGNETIC PULL-CORD ALARM.....	11
MAGNIFIER	8
MALE URINAL	65
MEDICAL SHEEPSKIN	82
MOISTURE CONTROL CONE	37

N

NAIL CARE SET	52
NAIL CLIPPER AND SANDER	52
NOSEY CUP.....	33

O

OFFLOADING BOOT	37
OUTDOOR GRAB BAR	14
OVER BED TABLE	40
OXYGEN TANK HOLDER	81

P

P-GUARD	59
PADDED SEAT BELT WITH ALARM.....	10
PADDED TRANSFER BELTS	69
PAGE TURNER.....	5
PALM PROTECTOR.....	35
PEDAL EXERCISER	90
PEELER.....	15
PERCHING STOOL	4
PHONE HOLDER.....	5
PILL BOX.....	9
PILL CUT AND CRUSH	9
PILL REMINDER.....	9
PILLOW ALIGN-RIGHT	34
PILLOW SLEEPANGEL	34
PIR ALARM	12
PLATE SURROUND.....	28
PLAYING CARDS.....	7
POLYURETHANE FOAM CUSHIONS	85
POSITIONING BELT	87
POT STABILIZER.....	18
POWER LIFTING SEAT.....	13
PULLEY EXERCISER	89
PUSH / PULL STICK	18
PUSH GLOVES	81

R

RAISED TOILET SEAT.....	58
RAISED TOILET SEAT CARRY BAG	59
RAZOR HOLDER.....	51
REACHERS.....	1, 2
RECESSED CUP LID.....	32
ROLLATORS.....	73

S

SAFETY STRIPS	49
SAFETY TREAD.....	14
SCISSORS	18
SCOOP PLATE.....	28
SCRUB BRUSH	48
SEAT ASSIST	13
SEAT BELT ALARM	10
SEAT CUSHION	14
SECTION PLATE	29
SENSOR PAD ALARMS.....	12
SHEEPSKIN HEEL / ELBOW PADS	35
SHOE HORN.....	46
SHOE REMOVER.....	45
SHOULDER PULLEY.....	89
SHOWER HEAD.....	55
SHOWER SEATS	53-54
SLIDE ON TRAY SYSTEM.....	80
SLIDE SHEET.....	71
SLIP-ON HANDLE	25
SLIPPERS.....	35
SMOKER'S BIB.....	7
SOCK AID	43

SOCK HORSE / SOCK AID	44
SOFT HAND WEIGHTS	88
SOFT HANDLED CUTLERY	23
SOFT LANDING MAT	13, 42
SOFT TIP SPOONS	26
SOFT TOILET SEAT	61
SOLID SEAT INSERTS	86
SPORK	27
STANDTALL WALKERS	72
STEP STOOL	4
STOVE KNOB TURNER	18
STRAWS	33
SUCTION TUB BARS	55
SUNGLASSES	8
SWEDISH TOILET AID	65
SWIVEL UTENSILS	27

T

TABLEWARE SET	30
THERAPUTY	89
THERAPY BALLS	89
TOE NAIL SCISSORS	52
TOILET BRUSH	6
TOILET PAPER HOLDER	57
TOILET SAFETY RAIL	58
TOILEVATOR	60
TRANSFER BELTS	68, 69
TRANSFER BENCH	53
TRANSFER BOARD	70, 71
TRANSFER DISC	67
TRANSFER SLING	68
TRANSFER SWIVEL CUSHION	68
TYPING AID	5

U

URINAL	65
--------------	----

V

VENTOPEDIC	36-38
VENTOPEDIC CARROT	37

W

WALKER BASKET	76
WALKER GRIP PADS	74
WALKER POUCH	75, 76
WALKER TRAY	76
WALL BAR SHOWER SET	55
WASH MITT	48
WAVERAIL	41
WEDGE CUSHIONS	85, 86
WEIGHTS	88
WEIGHTED CUTLERY	22-24
WEIGHTED CUTLERY SET	22
WEIGHTED MUG	31
WHEELCHAIR / WALKER POUCH	83
WHEELCHAIR ARM POUCH	83
WHEELCHAIR BACK PACK	84
WHEELCHAIR BELT	87

WHEELCHAIR RAIN CAPE	82
WHEELCHAIR SPORT PACK	84
WHEELCHAIR TRAYS	79, 80

Z

ZIPPER PULL	47
ZIPPER PULL TABS	47

Our Sales Team



Johnny Hsuen
Product Specialist

(Ontario East, Ontario North)

I have spent 10 years with KEGO, gaining valuable experience in the industry and am happy to serve the community and customers by addressing all of their healthcare needs. Throughout my career, I have provided valuable insights and business ideas to create situations that help everyone involved. With over 15 years of clinical experience, I am committed to delivering high-quality care and expertise to ensure the best possible results for those I serve.

jhsuen@kegocorp.com • 866-862-7328 (ext. 300)



Anne-Marie Hervieux, RRT/inh
Product Specialist

(Quebec, Atlantic Canada)

Proud member of the KEGO family since 2022 and a Respiratory Therapist since 2001. I love to help customers get what they need for their business to run smoothly. Transparency, excellence and being present are key for me, all that done with a smile.

ahervieux@kegocorp.com • 866-862-7328 (ext. 307)



Leah Friedrich, RPSGT

Diagnostic Sales Coordinator/International

(Ontario, Western Canada)

I have been with KEGO for over 2 years and bring more than 15 years of experience in the medical industry. As a registered polysomnographic technologist (RPSGT) since 2009, I have gained extensive knowledge in the field. I am passionate about working with the medical community, helping them obtain the necessary equipment to perform their jobs effectively and enhance patient care.

lfriedrich@kegocorp.com • 866-862-7328 ext. 316



Josh Brenneman
Product Specialist

(Ontario West, Saskatchewan, Manitoba)

I joined the KEGO sales team in 2018 and have had the opportunity to cover various territories, ranging from Western Canada to Southwestern Ontario over the years. I thoroughly enjoy supporting clinical teams and identifying opportunities for medical businesses to grow while ensuring patient care remains uncompromised. I am passionate about connecting with customers and helping them succeed to the fullest.

jbrenneman@kegocorp.com • 866-862-7328 (ext. 310)



Jessica Petryshyn
Product Specialist

(Alberta, British Columbia, Northern Territories)

I am an accomplished healthcare/pharmaceutical sales professional with over 15 years of experience. Throughout my career I have been able to consistently demonstrate my ability to effectively help patients, clients and customers while providing effective communication and education. I am a self motivated leader and aim to help others.

jpetryshyn@kegocorp.com • 866-862-7328 (ext. 308)



Tel: 800.263.1281 Fax: 888.225.5535
www.parsonsadl.com

Parsons ADL is a brand of KEGO Corporation.



KEGO Corporation

4350 Castleton Road, Unit 3/4
London, Ontario Canada N6N 0A3
Tel: 866.862.7328 Fax: 866.294.5346
www.kegocorp.com